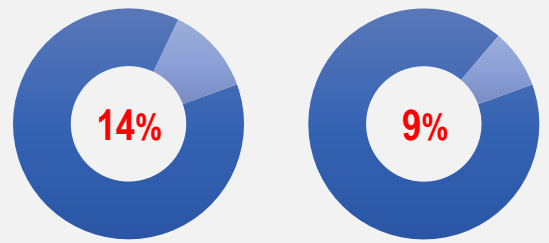


# DOE PERFORMANCE DASHBOARD (Regular Programs)

## 1Q Actual vs FY Targets

National & Regional Energy Planning	Targets		Actual	
	Targets	Actual	Targets	Actual
Energy plans prepared and updated	2	0		
Statistical research and studies prepared/updated	16	-		
% of project evaluation and monitoring conducted on time	80%	-		
CEPNS applications processed/evaluated	40	5		

ALLOCATION: Php 82,445 In '000

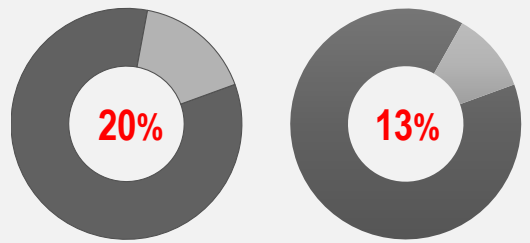


Obligation  
Php 11,626

Disbursement  
Php 7,421

Conventional Energy Development Program	Targets		Actual	
	Targets	Actual	Targets	Actual
IECs and other promotional activities conducted	14	2		
Contracts and/or circulars drafted, prepared and reviewed	5	2		
Monitoring/inspection activities conducted	117	61		

ALLOCATION: Php 51,530 In '000

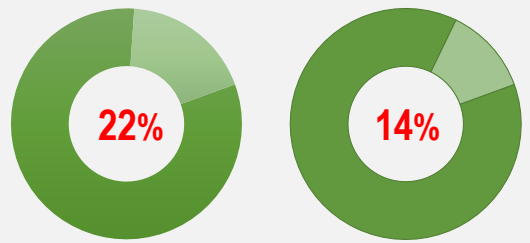


Obligation  
Php 10,196

Disbursement  
Php 6,569

Renewable Energy Program	Targets		Actual	
	Targets	Actual	Targets	Actual
IECs and other promotional activities conducted	37	9		
Inspections conducted	340	43		
% of issuances and permits issued on time	86%	94%		

ALLOCATION: Php 112,457 In '000



Obligation  
Php 25,296

Disbursement  
Php 15,738

# DOE PERFORMANCE DASHBOARD (Regular Programs)

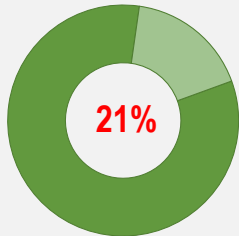
## 1Q Actual vs FY Targets

### Downstream Energy Development Program

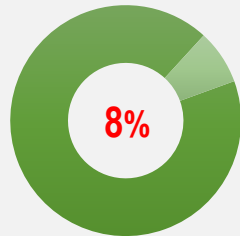
	Targets	Actual
IECs and other promotional activities conducted	12	0
Field work activities and operational monitoring activities conducted	1,073	236
Issuances/permits/standards drafted and issued	3,876	2,794
Plans and policies updated/formulated, monitored and recommended	6	9

ALLOCATION: Php 106,520

In '000



Obligation  
Php 22,117



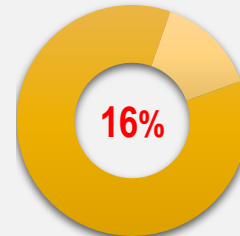
Disbursement  
Php 8,824

### Electric Power Industry Development Program

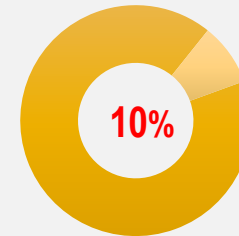
	Targets	Actual
IEC activities, promotional events and public consultations conducted	27	4
Plans prepared, updated and disseminated	3	-
Policies prepared, recommended and/or adopted	6	18
Applications for COE for investment in the energy sector processed	228	-

ALLOCATION: Php 91,670

In '000



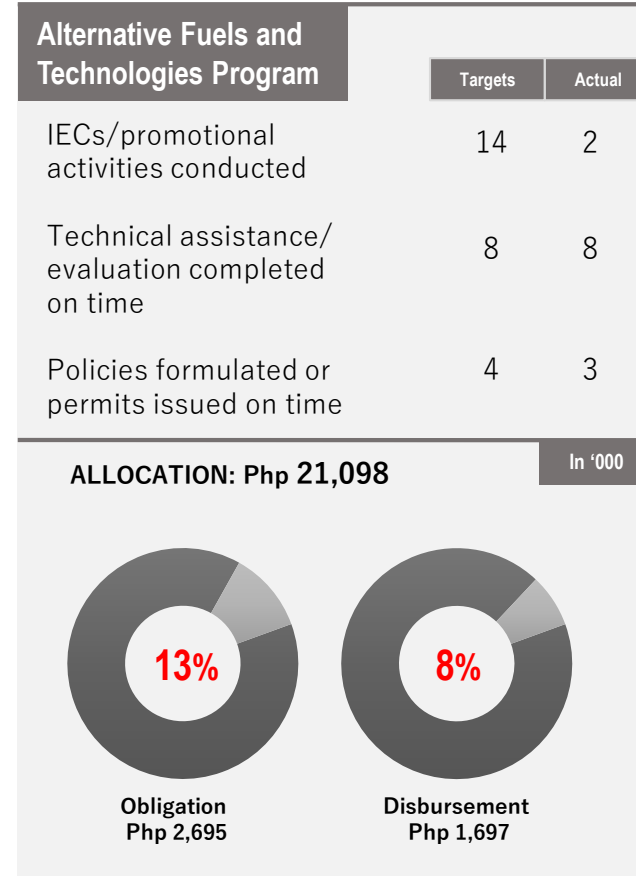
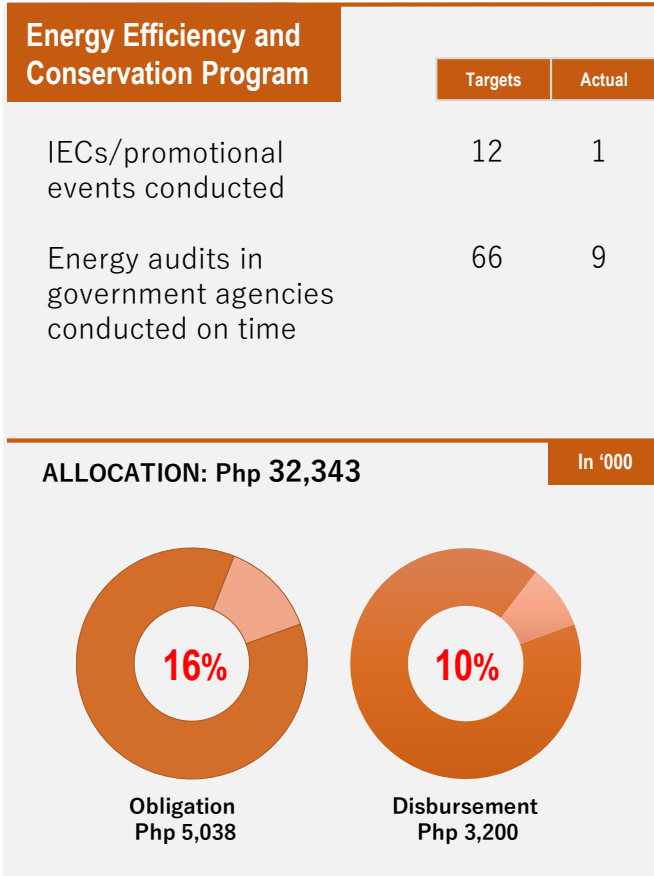
Obligation  
Php 15,019



Disbursement  
Php 8,757

# DOE PERFORMANCE DASHBOARD (Regular Programs)

## 1Q Actual vs FY Targets



Obligation : % of Obligation to Allocation | Disbursement: % of Disbursement to Obligation