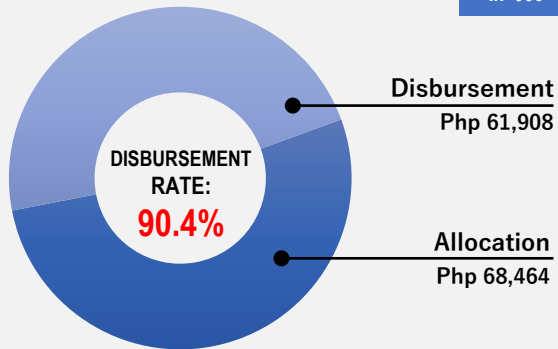


DOE 2018 PERFORMANCE DASHBOARD (Regular Programs)

2018 Actual vs Targets

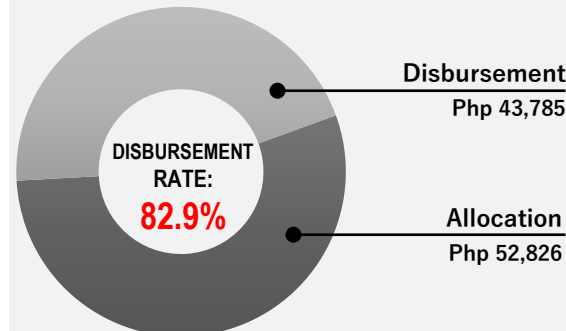
National & Regional Energy Planning	2018 Actual vs Targets	
	Targets	Actual
Energy plans prepared and updated	2	3
Statistical research and studies prepared/updated	6	93
% of project evaluation and monitoring conducted on time	80%	100%

In '000



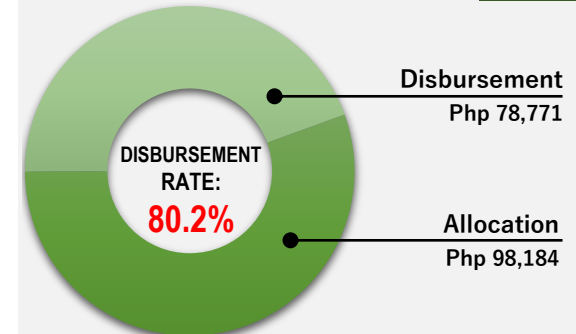
Conventional Energy Development Program	2018 Actual vs Targets	
	Targets	Actual
IECs and other promotional activities conducted	11	38
Contracts and/or circulars drafted, prepared and reviewed	3	8
Monitoring/inspection activities conducted	220	413

In '000



Renewable Energy Program	2018 Actual vs Targets	
	Targets	Actual
IECs and other promotional activities conducted	20	134
Inspections conducted	282	1,123
% of issuances and permits issued on time	85%	90%

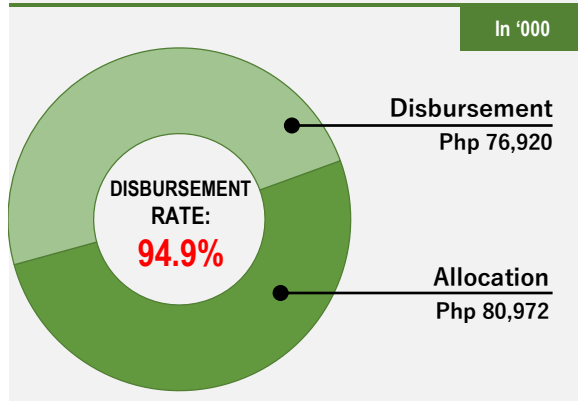
In '000



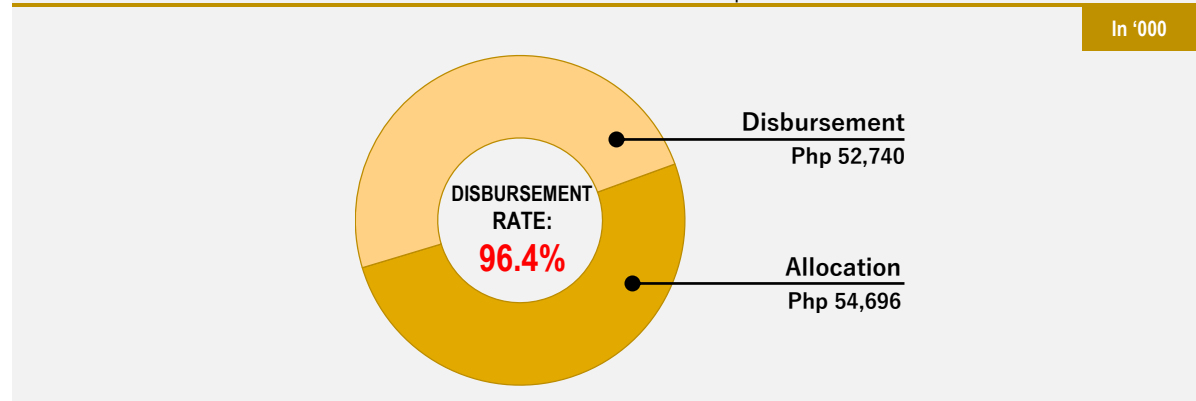
DOE 2018 PERFORMANCE DASHBOARD (Regular Programs)

2018 Actual vs Targets

Downstream Energy Development Program	In '000	
	Targets	Actual
IECs and other promotional activities conducted	20	27
Field work activities with corresponding reports submitted and operational monitoring activities conducted	3,904	3,848
% of issuances/permits/standards drafted and issued	100%	100%



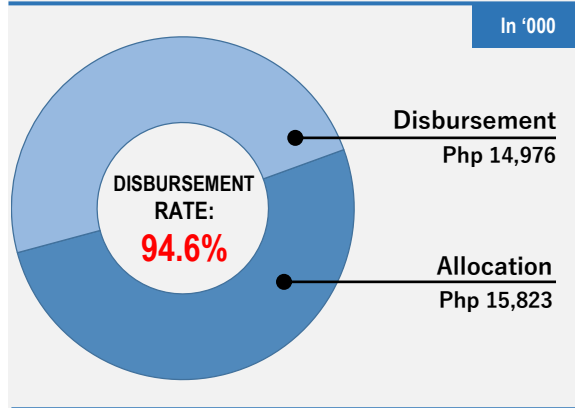
Electric Power Industry Development Program	Targets		Actual	
	Targets	Actual	Targets	Actual
<u>POWER SECTOR</u>				
Plans/policies prepared, recommended and/or adopted	40	65		
Stakeholders assisted	18	1,020		
Applications for COE for investment in the energy sector processed	60	163		
IEC activities and public consultations conducted	40	101		
			<u>ER 1-94 PROGRAM</u>	
			MOAs for the establishment of Trust Account approved	20 17
			Electrification and support projects approved	100 22
			Completed projects inspected	20 120



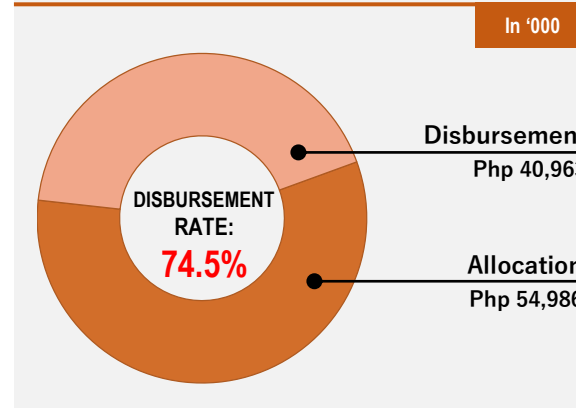
DOE 2018 PERFORMANCE DASHBOARD (Regular Programs)

2018 Actual vs Targets

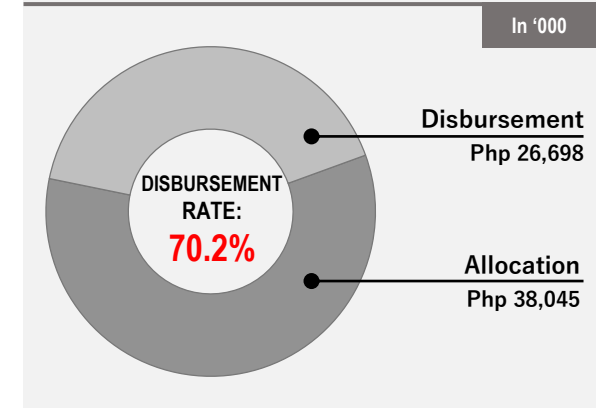
Household Electrification Development Program		
	Targets	Actual
Household electrification projects approved	20	16
IECs/promotional activities conducted	8	3
Household electrification project inspections conducted	20	18



Energy Efficiency and Conservation Program		
	Targets	Actual
Promotional events conducted	20	34
% of energy audit in government agencies conducted on time	10%	110% (62/56)



Alternative Fuels and Technologies Program		
	Targets	Actual
IECs/promotional activities conducted	10	32
Technical assistance/evaluation completed on time	4	24
Policies formulated or permits issued on time	2	8



MAJOR ACCOMPLISHMENTS



New oil field discovery in Alegria, Cebu

Found to have commercial quantities of about 27.93 million barrels of oil and natural gas reserves of about 9.42 billion cubic feet

Philippine-Israel Energy Cooperation

Petroleum Service Contract of Area 4 (East Palawan) signed by Pres. Duterte on October 17, 2018

Philippine Conventional Energy Contracting Program

Launched on November 22, 2018 at Shangri-la at the Fort

MOA between the DOE and petroleum companies (Shell, Petron, Phoenix) giving Php1.00/liter discount to PUVs in selected retail stations across the country



- ❑ Donated 400 solar-powered lamps and 131 streetlights to LASURECO
- ❑ Donated 200 energy efficient e-trikes to LGUs
- ❑ Continuous efforts on restoration of electricity services (Now energized are 139 barangays and 6,045 households)



MOA between the DOE and PHILVOLCS on the Rapid Earthquake Damage Assessment System or REDAS

MOU with Philippine Disaster Resiliency Foundation, Inc. for intensified energy resiliency efforts



MAJOR ACCOMPLISHMENTS



Election of new Board of Directors of Philippine Electricity Market Corporation (PEMC)

A step that moves the Wholesale Electricity Spot Market closer to attaining Independent Market Operator status



ISO 9001:2015
Certification of DOE's Management Systems



Conducted E-Power Mo campaigns

- Baguio City on April 2018
- Taguig City on June 2018
- Iloilo City on October 2018



Issued 26 Department Circulars



Created the Task Force E-Power Mo (TFEM) to oversee Total Electrification Program



Issued 11 EPNS Certificates

MOA between DOE and local government units on the donation of 900 e-trike units



Green Energy Option Program



RPS for Off-Grid Areas