

STATEMENT OF APPROPRIATIONS, ALLOTMENTS, OBLIGATIONS, DISBURSEMENTS AND BALANCES  
As at the Quarter Ending December 31, 2022


Department : Department of Energy (DOE)  
Agency/Entity : Office of the Secretary  
Operating Unit : < not applicable >  
Organization Code (UACS) : 09 001 0000000  
Fund Cluster : 03 Special Account - Locally Funded/Domestic Grants Fund

X	Current Year Appropriations
	Supplemental Appropriations
	Continuing Appropriations


(e.g. UACS Fund Cluster: 01-Regular Agency Fund, 02-Foreign Assisted Projects Fund, 03-Special Account-Locally Funded/Domestic Grants Fund, and 04-Special Account-Foreign Assisted/Foreign Grants Fund)

Particulars	UACS CODE	Appropriations		Allotments		Current Year Obligations					Current Year Disbursements				Balances										
		Authorized Appropriations	Adjusted Appropriations	Allotments Received	Adjustments (Reductions, Modifications/ Augmentations)	Transfer To	Transfer From	Adjusted Total Allotments	1st Quarter Ending March 31	2nd Quarter Ending June 30	3rd Quarter Ending September 30	4th Quarter Ending December 31	TOTAL	1st Quarter Ending March 31	2nd Quarter Ending June 30	3rd Quarter Ending September 30	4th Quarter Ending December 31	TOTAL	Unreleased Appropriations	Unobligated Allotments	Unpaid Obligations(15-20)=(23+24)				
		4	5=(3+4)	6	7	8	9	10=(8+9)	11	12	13	14	15=(11+12+13+14)	16	17	18	19	20=(16+17+18+19)	21	22	Due and Demandable	Not Yet Due and Demandable	23	24	
II. Automatic Appropriations		812,725,000.00	0.00	812,725,000.00	811,978,000.00	0.00	0.00	0.00	811,978,000.00	5,783,201.37	66,968,908.57	120,131,140.28	581,502,938.88	774,386,189.10	0.00	58,441,465.56	20,012,119.82	65,962,437.17	144,416,022.55	747,000.00	37,591,810.90	629,970,166.55	0.00	0.00	
Special Accounts in the General Fund		812,725,000.00	0.00	812,725,000.00	811,978,000.00	0.00	0.00	0.00	811,978,000.00	5,783,201.37	66,968,908.57	120,131,140.28	581,502,938.88	774,386,189.10	0.00	58,441,465.56	20,012,119.82	65,962,437.17	144,416,022.55	747,000.00	37,591,810.90	629,970,166.55	0.00	0.00	
COOPERATORS from other production shares and miscellaneous income		812,725,000.00	0.00	812,725,000.00	811,978,000.00	0.00	0.00	0.00	811,978,000.00	5,783,201.37	66,968,908.57	120,131,140.28	581,502,938.88	774,386,189.10	0.00	58,441,465.56	20,012,119.82	65,962,437.17	144,416,022.55	747,000.00	37,591,810.90	629,970,166.55	0.00	0.00	
MOOE		433,521,000.00	0.00	433,521,000.00	433,521,000.00	0.00	0.00	0.00	433,521,000.00	5,783,201.37	58,344,336.57	59,341,385.28	274,754,468.96	398,223,390.18	0.00	58,441,465.56	17,748,592.82	52,631,637.17	128,821,695.55	0.00	35,297,609.82	269,401,694.63	0.00	0.00	
CO		379,204,000.00	0.00	379,204,000.00	378,457,000.00	0.00	0.00	0.00	378,457,000.00	0.00	8,624,572.00	60,789,755.00	306,748,471.92	378,162,798.92	0.00	2,283,527.00	13,330,800.00	15,594,327.00	0.00	747,000.00	2,294,201.08	360,568,471.92	0.00	0.00	
Sub-total II. Automatic Appropriations		812,725,000.00	0.00	812,725,000.00	811,978,000.00	0.00	0.00	0.00	811,978,000.00	5,783,201.37	66,968,908.57	120,131,140.28	581,502,938.88	774,386,189.10	0.00	58,441,465.56	20,012,119.82	65,962,437.17	144,416,022.55	747,000.00	37,591,810.90	629,970,166.55	0.00	0.00	
PS		0.00	0.00	0.00	0.00	0.00	0.00	0.00	0.00	0.00	0.00	0.00	0.00	0.00	0.00	0.00	0.00	0.00	0.00	0.00	0.00	0.00	0.00	0.00	0.00
MOOE		433,521,000.00	0.00	433,521,000.00	433,521,000.00	0.00	0.00	0.00	433,521,000.00	5,783,201.37	58,344,336.57	59,341,385.28	274,754,468.96	398,223,390.18	0.00	58,441,465.56	17,748,592.82	52,631,637.17	128,821,695.55	0.00	35,297,609.82	269,401,694.63	0.00	0.00	
FinEx		0.00	0.00	0.00	0.00	0.00	0.00	0.00	0.00	0.00	0.00	0.00	0.00	0.00	0.00	0.00	0.00	0.00	0.00	0.00	0.00	0.00	0.00	0.00	0.00
CO		379,204,000.00	0.00	379,204,000.00	378,457,000.00	0.00	0.00	0.00	378,457,000.00	0.00	8,624,572.00	60,789,755.00	306,748,471.92	378,162,798.92	0.00	2,283,527.00	13,330,800.00	15,594,327.00	0.00	747,000.00	2,294,201.08	360,568,471.92	0.00	0.00	
IV. Reversal of the Unobligated Allotments charged against R.A. Nos. 11465 and 11494		0.00	0.00	0.00	0.00	0.00	0.00	0.00	0.00	0.00	0.00	0.00	0.00	0.00	0.00	0.00	0.00	0.00	0.00	0.00	0.00	0.00	0.00	0.00	0.00
GRAND TOTAL		812,725,000.00	0.00	812,725,000.00	811,978,000.00	0.00	0.00	0.00	811,978,000.00	5,783,201.37	66,968,908.57	120,131,140.28	581,502,938.88	774,386,189.10	0.00	58,441,465.56	20,012,119.82	65,962,437.17	144,416,022.55	747,000.00	37,591,810.90	629,970,166.55	0.00	0.00	
MOOE		433,521,000.00	0.00	433,521,000.00	433,521,000.00	0.00	0.00	0.00	433,521,000.00	5,783,201.37	58,344,336.57	59,341,385.28	274,754,468.96	398,223,390.18	0.00	58,441,465.56	17,748,592.82	52,631,637.17	128,821,695.55	0.00	35,297,609.82	269,401,694.63	0.00	0.00	
CO		379,204,000.00	0.00	379,204,000.00	378,457,000.00	0.00	0.00	0.00	378,457,000.00	0.00	8,624,572.00	60,789,755.00	306,748,471.92	378,162,798.92	0.00	2,283,527.00	13,330,800.00	15,594,327.00	0.00	747,000.00	2,294,201.08	360,568,471.92	0.00	0.00	

Certified Correct:

  
RYAN S. DOMASIG  
OIC-CHIEF, BUDGET DIVISION  
Date: 2023-01-17 08:50:30


Certified Correct:

  
HELEN C. ROLDAN  
OIC-CHIEF, ACCOUNTING DIVISION  
Date: 2023-01-17 08:50:30

Recommending Approval:

  
AGUSTUS CESAR A. NAVARRO  
DIRECTOR, FINANCIAL SERVICES  
Date: 2023-01-17 08:54:27

Approved By:

  
SHARON S. GARIN  
UNDERSECRETARY  
Date: 2023-01-17 08:56:48