

SUMMARY OF APPROPRIATIONS, ALLOTMENTS, OBLIGATIONS, DISBURSEMENTS AND BALANCES BY OBJECT OF EXPENDITURES
As at the Quarter Ending December 31, 2022

Department: Department of Energy (DOE)
 Agency/Entity: Office of the Secretary
 Operating Unit: < not applicable >
 Organization Code (UACS): 09 001 000000
 Fund Cluster: 01 Regular Agency Fund

	Current Year Appropriations
	Supplemental Appropriations
X	Continuing Appropriations

(e.g. UACS Fund Cluster: 01-Regular Agency Fund, 02-Foreign Assisted Projects Fund, 03-Special Account-Locally Funded/Domestic Grants Fund, and 04-Special Account-Foreign Assisted/Foreign Grants Fund)

Particulars	UACS CODE	Appropriations				Allotments				Obligations					Disbursements					Balances			
		Authorized Appropriations	Adjustments (Transfer To/From, Modifications/ Augmentations)	Adjusted Appropriations	Allotments Received	Adjustments (Reductions, Modifications/ Augmentations)	Transfer To	Transfer From	Adjusted Allotments	1st Quarter Ending March 31	2nd Quarter Ending June 30	3rd Quarter Ending Sept. 30	4th Quarter Ending Dec. 31	TOTAL	1st Quarter Ending March 31	2nd Quarter Ending June 30	3rd Quarter Ending Sept. 30	4th Quarter Ending Dec. 31	TOTAL	Unreleased Appropriations	Unobligated Allotments	Unpaid Obligations (15-20)-(23+24)	
		3	4	5=(3+4)	6	7	8	9	10=[(8+)(7) -8+9]	11	12	13	14	15=(11+12+13+14)	16	17	18	19	20=(16+17+18+19)	21=(5-10)	22=(10-15)	23	24
SUMMARY		181,888,008.71	0.00	181,888,008.71	181,888,008.71	0.00	0.00	0.00	181,888,008.71	4,946,149.63	502,037.18	938,778.80	103,969,891.65	110,356,857.26	1,467,900.83	482,520.56	2,118,968.60	24,571,850.65	28,641,240.64	0.00	71,531,151.45	81,715,616.62	0.00
I. CONTINUING APPROPRIATIONS		181,888,008.71	0.00	181,888,008.71	181,888,008.71	0.00	0.00	0.00	181,888,008.71	4,946,149.63	502,037.18	938,778.80	103,969,891.65	110,356,857.26	1,467,900.83	482,520.56	2,118,968.60	24,571,850.65	28,641,240.64	0.00	71,531,151.45	81,715,616.62	0.00
I. Agency Specific Budget		181,888,008.71	0.00	181,888,008.71	181,888,008.71	0.00	0.00	0.00	181,888,008.71	4,946,149.63	502,037.18	938,778.80	103,969,891.65	110,356,857.26	1,467,900.83	482,520.56	2,118,968.60	24,571,850.65	28,641,240.64	0.00	71,531,151.45	81,715,616.62	0.00
Maintenance and Other Operating Expenses		130,902,620.00	0.00	130,902,620.00	130,902,620.00	0.00	0.00	0.00	130,902,620.00	4,946,149.63	502,037.18	57,948.80	73,097,811.65	78,003,947.26	1,467,900.83	482,520.56	2,118,968.60	23,691,020.65	27,760,410.64	0.00	52,298,672.80	50,843,536.62	0.00
Traveling Expenses	502010000	8,333,483.14	7,152,419.39	15,485,882.53	8,333,483.14	7,152,419.39	0.00	0.00	15,485,882.53	115,396.38	42,600.00	0.00	13,529,407.60	13,687,343.98	114,773.88	21,000.00	0.00	12,981,170.10	13,116,943.98	0.00	1,798,538.55	570,400.00	0.00
Traveling Expenses - Local	502010100	7,490,263.14	7,150,419.39	14,680,682.53	7,490,263.14	7,150,419.39	0.00	0.00	14,680,682.53	562.50	42,600.00	0.00	13,529,407.60	13,572,970.10	0.00	21,000.00	0.00	12,981,170.10	13,002,170.10	0.00	1,108,112.45	570,400.00	0.00
Traveling Expenses - Foreign	502010200	843,200.00	(38,000.00)	805,200.00	843,200.00	(38,000.00)	0.00	0.00	805,200.00	114,773.88	0.00	0.00	0.00	114,773.88	0.00	0.00	0.00	0.00	0.00	0.00	690,426.10	0.00	0.00
Training and Scholarship Expenses	502020000	3,407,479.95	900,000.00	4,307,479.95	3,407,479.95	900,000.00	0.00	0.00	4,307,479.95	0.00	0.00	0.00	0.00	3,954,154.40	3,954,154.40	0.00	0.00	3,954,154.40	3,954,154.40	0.00	353,325.55	0.00	0.00
Training Expenses	502020100	3,407,479.95	900,000.00	4,307,479.95	3,407,479.95	900,000.00	0.00	0.00	4,307,479.95	0.00	0.00	0.00	0.00	3,954,154.40	3,954,154.40	0.00	0.00	3,954,154.40	3,954,154.40	0.00	353,325.55	0.00	0.00
Training Expenses	502020102	3,407,479.95	900,000.00	4,307,479.95	3,407,479.95	900,000.00	0.00	0.00	4,307,479.95	0.00	0.00	0.00	0.00	3,954,154.40	3,954,154.40	0.00	0.00	3,954,154.40	3,954,154.40	0.00	353,325.55	0.00	0.00
Supplies and Materials Expenses	502030000	7,759,077.08	(5,748,223.08)	2,010,854.01	7,759,077.08	(5,748,223.08)	0.00	0.00	2,010,854.01	27,787.46	3,335.62	0.00	0.00	31,093.08	12,475.86	0.00	0.00	16,281.60	27,787.46	0.00	1,879,780.93	3,335.62	0.00
Office Supplies Expenses	502030100	4,915,127.64	(3,738,129.75)	1,175,997.89	4,915,127.64	(3,738,129.75)	0.00	0.00	1,175,997.89	18,778.32	(7,140.24)	0.00	0.00	11,839.08	10,475.86	(10,475.86)	0.00	8,303.46	8,303.46	0.00	1,643,958.81	3,335.62	0.00
ICT Office Supplies	502030101	998,900.00	(994,600.00)	2,300.00	998,900.00	(994,600.00)	0.00	0.00	2,300.00	0.00	0.00	0.00	0.00	0.00	0.00	0.00	0.00	0.00	0.00	0.00	2,300.00	0.00	0.00
Office Supplies Expenses	502030102	3,918,227.64	(2,744,529.75)	1,173,697.89	3,918,227.64	(2,744,529.75)	0.00	0.00	1,173,697.89	18,779.32	(7,140.24)	0.00	0.00	11,839.08	10,475.86	(10,475.86)	0.00	8,303.46	8,303.46	0.00	1,162,058.81	3,335.62	0.00
Drugs and Medicines Expenses	502030700	455,000.00	0.00	455,000.00	455,000.00	0.00	0.00	0.00	455,000.00	0.00	0.00	0.00	0.00	0.00	0.00	0.00	0.00	0.00	0.00	0.00	455,000.00	0.00	0.00
Medical, Dental and Laboratory Supplies	502030800	225,627.40	(225,627.40)	0.00	225,627.40	(225,627.40)	0.00	0.00	0.00	0.00	0.00	0.00	0.00	0.00	0.00	0.00	0.00	0.00	0.00	0.00	0.00	0.00	0.00
Fuel, Oil and Lubricants Expenses	502030900	100,000.00	116.10	100,116.10	100,000.00	116.10	0.00	0.00	100,116.10	2,116.10	0.00	0.00	0.00	2,116.10	2,000.00	0.00	0.00	116.10	2,116.10	0.00	58,000.00	0.00	0.00
Other Supplies and Materials Expenses	502030900	2,083,122.05	(1,783,382.03)	279,740.02	2,083,122.05	(1,783,382.03)	0.00	0.00	279,740.02	6,662.04	10,475.66	0.00	0.00	17,337.00	0.00	0.00	0.00	8,662.04	17,337.00	0.00	282,402.12	0.00	0.00
Utility Expenses	502040000	2,315,807.11	(1,893,748.55)	422,058.56	2,315,807.11	(1,893,748.55)	0.00	0.00	422,058.56	20,903.72	0.00	0.00	0.00	20,903.72	15,226.00	0.00	0.00	5,677.72	20,903.72	0.00	401,154.84	0.00	0.00
Water Expenses	502040100	396,303.52	1,446.07	397,749.59	396,303.52	1,446.07	0.00	0.00	397,749.59	1,446.07	0.00	0.00	0.00	1,446.07	0.00	0.00	0.00	1,446.07	1,446.07	0.00	396,303.52	0.00	0.00
Electricity Expenses	502040200	1,919,503.59	(1,895,194.62)	24,308.97	1,919,503.59	(1,895,194.62)	0.00	0.00	24,308.97	19,457.65	0.00	0.00	0.00	19,457.65	15,226.00	0.00	0.00	4,231.65	19,457.65	0.00	4,851.32	0.00	0.00
Communication Expenses	502050000	11,355,428.50	(11,284,948.02)	60,480.48	11,355,428.50	(11,284,948.02)	0.00	0.00	60,480.48	13,998.48	1,300.00	0.00	0.00	15,460.48	1,950.00	4,350.00	1,575.00	7,005.48	15,460.48	0.00	45,000.00	0.00	0.00
Postage and Courier Services	502050100	4,695.30	(4,428.30)	238.92	4,695.30	(4,428.30)	0.00	0.00	238.92	238.92	0.00	0.00	0.00	238.92	0.00	0.00	0.00	238.92	238.92	0.00	0.00	0.00	0.00
Telephone Expenses	502050200	74,039.10	(21,872.54)	52,366.56	74,039.10	(21,872.54)	0.00	0.00	52,366.56	7,366.56	0.00	0.00	0.00	7,366.56	0.00	0.00	0.00	7,366.56	7,366.56	0.00	45,000.00	0.00	0.00
Mobile	502050201	47,500.00	(17,500.00)	30,000.00	47,500.00	(17,500.00)	0.00	0.00	30,000.00	0.00	0.00	0.00	0.00	0.00	0.00	0.00	0.00	0.00	0.00	0.00	30,000.00	0.00	0.00
Landline	502050202	26,539.10	(4,172.54)	22,366.56	26,539.10	(4,172.54)	0.00	0.00	22,366.56	7,366.56	0.00	0.00	0.00	7,366.56	0.00	0.00	0.00	7,366.56	7,366.56	0.00	15,000.00	0.00	0.00
Internet Subscription Expenses	502050300	11,276,724.10	(11,268,849.10)	7,875.00	11,276,724.10	(11,268,849.10)	0.00	0.00	7,875.00	6,375.00	1,500.00	0.00	0.00	7,875.00	1,950.00	4,350.00	1,575.00	0.00	7,875.00	7,875.00	0.00	0.00	0.00

This report was generated using the Unified Reporting System on null version.FAR1A.1.1 : Status : SUBMITTED

Department: Department of Energy (DOE)
 Agency/Entity: Office of the Secretary
 Operating Unit: < not applicable >
 Organization Code (UACS): 09 001 000000
 Fund Cluster: 01 Regular Agency Fund

	Current Year Appropriations
	Supplemental Appropriations
X	Continuing Appropriations

(e.g. UACS Fund Cluster: 01-Regular Agency Fund, 02-Foreign Assisted Projects Fund, 03-Special Account-Locally Funded/Domestic Grants Fund, and 04-Special Account-Foreign Assisted/Foreign Grants Fund)

Particulars	UACS CODE	Appropriations			Allotments			Obligations					Disbursements					Balances						
		Authorized Appropriations	Adjustments (Transfer To/From, Modifications/Augmentations)	Adjusted Appropriations	Allotments Received	Adjustments (Reductions, Modifications/Augmentations)	Transfer To	Transfer From	Adjusted Allotments	1st Quarter Ending March 31	2nd Quarter Ending June 30	3rd Quarter Ending Sept. 30	4th Quarter Ending Dec. 31	TOTAL	1st Quarter Ending March 31	2nd Quarter Ending June 30	3rd Quarter Ending Sept. 30	4th Quarter Ending Dec. 31	TOTAL	Unreleased Appropriations	Unobligated Allotments	Unpaid Obligations (15-20)+(23+24)		
		3	4	5=(3+4)	6	7	8	9	10=(9*(8+7)/8+9)	11	12	13	14	15=(11+12+13+14)	16	17	18	19	20=(16+17+18+19)	21=(5-10)	22=(10-19)	23	24	
Professional Services	5021100000	29,841,775.72	337,799.35	30,179,575.07	29,841,775.72	337,799.35	0.00	0.00	30,179,575.07	922,876.56	359,817.88	0.00	15,000,000.00	16,282,694.42	900,000.00	359,817.86	0.00	22,876.56	1,282,694.42	0.00	13,896,880.65	15,000,000.00	0.00	0.00
Legal Services	5021101000	711,000.00	(711,000.00)	0.00	711,000.00	(711,000.00)	0.00	0.00	0.00	0.00	0.00	0.00	0.00	0.00	0.00	0.00	0.00	0.00	0.00	0.00	0.00	0.00	0.00	0.00
Consultancy Services	5021103000	2,344,920.10	(394,580.80)	1,950,339.20	2,344,920.10	(394,580.80)	0.00	0.00	1,950,339.20	900,000.00	0.00	0.00	0.00	900,000.00	900,000.00	0.00	0.00	0.00	900,000.00	0.00	1,050,339.20	0.00	0.00	0.00
ICT Consultancy Services	5021103001	2,000,000.00	(1,014,580.80)	985,419.10	2,000,000.00	(1,014,580.80)	0.00	0.00	985,419.10	0.00	0.00	0.00	0.00	0.00	0.00	0.00	0.00	0.00	0.00	0.00	985,419.10	0.00	0.00	0.00
Consultancy Services	5021103002	344,920.10	620,000.00	964,920.10	344,920.10	620,000.00	0.00	0.00	964,920.10	900,000.00	0.00	0.00	0.00	900,000.00	900,000.00	0.00	0.00	0.00	900,000.00	0.00	64,920.10	0.00	0.00	0.00
Other Professional Services	5021199000	26,785,855.62	1,443,389.25	28,229,235.87	26,785,855.62	1,443,389.25	0.00	0.00	28,229,235.87	22,876.56	359,817.88	0.00	15,000,000.00	15,382,694.42	0.00	359,817.86	0.00	22,876.56	382,694.42	0.00	12,845,541.45	15,000,000.00	0.00	0.00
General Services	5021200000	9,312,739.85	(307,074.87)	9,005,664.98	9,312,739.85	(307,074.87)	0.00	0.00	9,005,664.98	2,305,788.61	88,578.70	0.00	46,997.45	2,441,363.76	307,880.63	88,578.70	1,995,000.00	50,106.42	2,441,363.76	0.00	6,564,299.22	0.00	0.00	0.00
Janitorial Services	5021202000	0.00	46,997.45	46,997.45	0.00	46,997.45	0.00	0.00	46,997.45	0.00	0.00	0.00	46,997.45	46,997.45	0.00	0.00	0.00	46,997.45	46,997.45	0.00	0.00	0.00	0.00	0.00
Security Services	5021203000	1,270,055.03	(897,562.48)	372,492.55	1,270,055.03	(897,562.48)	0.00	0.00	372,492.55	2,437.52	0.00	0.00	0.00	2,437.52	0.00	0.00	0.00	2,437.52	2,437.52	0.00	370,055.03	0.00	0.00	0.00
Other General Services	5021299000	8,042,684.82	543,490.16	8,586,174.98	8,042,684.82	543,490.16	0.00	0.00	8,586,174.98	2,303,352.69	88,578.70	0.00	0.00	2,391,930.79	307,880.63	88,578.70	1,995,000.00	671.46	2,391,930.79	0.00	6,194,244.19	0.00	0.00	0.00
Other General Services - ICT Services	5021299001	2,000,000.00	0.00	2,000,000.00	2,000,000.00	0.00	0.00	0.00	2,000,000.00	1,995,000.00	0.00	0.00	0.00	1,995,000.00	0.00	0.00	1,995,000.00	0.00	5,000.00	0.00	5,000.00	0.00	0.00	0.00
Other General Services	5021299099	6,042,684.82	543,490.16	6,586,174.98	6,042,684.82	543,490.16	0.00	0.00	6,586,174.98	908,352.69	88,578.70	0.00	0.00	396,930.79	307,880.63	88,578.70	0.00	671.46	396,930.79	0.00	6,189,244.19	0.00	0.00	0.00
Repairs and Maintenance	5021300000	6,784,586.26	296,509.12	7,071,095.38	6,784,586.26	296,509.12	0.00	0.00	7,071,095.38	935,398.70	0.00	0.00	3,954,681.00	4,890,078.70	0.00	0.00	0.00	4,549.90	4,549.90	0.00	2,181,015.68	4,895,528.80	0.00	0.00
Repairs and Maintenance - Buildings and Other	5021304000	4,520,000.00	776,378.80	5,296,378.80	4,520,000.00	776,378.80	0.00	0.00	5,296,378.80	930,848.80	0.00	0.00	3,954,681.00	4,885,528.80	0.00	0.00	0.00	0.00	0.00	0.00	410,849.00	4,885,528.80	0.00	0.00
Buildings	5021304001	900,000.00	365,530.00	1,265,530.00	900,000.00	365,530.00	0.00	0.00	1,265,530.00	0.00	0.00	0.00	1,265,530.00	1,265,530.00	0.00	0.00	0.00	0.00	0.00	0.00	0.00	1,265,530.00	0.00	0.00
Other Structures	5021304099	3,620,000.00	410,848.80	4,030,848.80	3,620,000.00	410,848.80	0.00	0.00	4,030,848.80	930,848.80	0.00	0.00	2,689,151.00	3,619,998.80	0.00	0.00	0.00	0.00	0.00	0.00	410,849.00	3,619,998.80	0.00	0.00
Repairs and Maintenance - Machinery and	5021305000	2,226,586.26	(484,191.58)	1,742,394.68	2,226,586.26	(484,191.58)	0.00	0.00	1,742,394.68	228.00	0.00	0.00	0.00	228.00	0.00	0.00	0.00	228.00	228.00	0.00	1,742,166.68	0.00	0.00	0.00
Office Equipment	5021305002	720,166.68	0.00	720,166.68	720,166.68	0.00	0.00	0.00	720,166.68	228.00	0.00	0.00	0.00	228.00	0.00	0.00	0.00	228.00	228.00	0.00	720,166.68	0.00	0.00	0.00
Information and Communication Technology	5021305003	1,022,000.00	0.00	1,022,000.00	1,022,000.00	0.00	0.00	0.00	1,022,000.00	0.00	0.00	0.00	0.00	0.00	0.00	0.00	0.00	0.00	0.00	0.00	1,022,000.00	0.00	0.00	0.00
Technical and Scientific Equipment	5021305014	484,419.58	(484,419.58)	0.00	484,419.58	(484,419.58)	0.00	0.00	0.00	0.00	0.00	0.00	0.00	0.00	0.00	0.00	0.00	0.00	0.00	0.00	0.00	0.00	0.00	0.00
Repairs and Maintenance - Transportation	5021306000	38,000.00	(5,678.10)	32,321.90	38,000.00	(5,678.10)	0.00	0.00	32,321.90	4,321.90	0.00	0.00	0.00	4,321.90	0.00	0.00	0.00	4,321.90	4,321.90	0.00	28,000.00	0.00	0.00	0.00
Motor Vehicles	5021306001	38,000.00	(5,678.10)	32,321.90	38,000.00	(5,678.10)	0.00	0.00	32,321.90	4,321.90	0.00	0.00	0.00	4,321.90	0.00	0.00	0.00	4,321.90	4,321.90	0.00	28,000.00	0.00	0.00	0.00
Taxes, Insurance Premiums and Other Fees	5021500000	1,276,166.96	0.00	1,276,166.96	1,276,166.96	0.00	0.00	0.00	1,276,166.96	0.00	0.00	0.00	0.00	0.00	0.00	0.00	0.00	0.00	0.00	0.00	1,276,166.96	0.00	0.00	0.00
Taxes, Duties and Licenses	5021501000	817,163.23	0.00	817,163.23	817,163.23	0.00	0.00	0.00	817,163.23	0.00	0.00	0.00	0.00	0.00	0.00	0.00	0.00	0.00	0.00	0.00	817,163.23	0.00	0.00	0.00
Taxes, Duties and Licenses	5021501001	817,163.23	0.00	817,163.23	817,163.23	0.00	0.00	0.00	817,163.23	0.00	0.00	0.00	0.00	0.00	0.00	0.00	0.00	0.00	0.00	0.00	817,163.23	0.00	0.00	0.00
Insurance Expenses	5021503000	459,003.73	0.00	459,003.73	459,003.73	0.00	0.00	0.00	459,003.73	0.00	0.00	0.00	0.00	0.00	0.00	0.00	0.00	0.00	0.00	0.00	459,003.73	0.00	0.00	0.00
Other Maintenance and Operating Expenses	5022900000	50,516,095.48	10,567,268.66	61,083,364.14	50,516,095.48	10,567,268.66	0.00	0.00	61,083,364.14	604,106.72	6,205.00	57,848.80	36,812,571.20	37,280,831.72	115,794.46	8,774.00	122,393.60	6,649,598.46	6,898,560.92	0.00	23,802,830.42	30,384,271.20	0.00	0.00
Advertising Expenses	5022901000	1,433,506.72	(332,000.00)	1,101,506.72	1,433,506.72	(332,000.00)	0.00	0.00	1,101,506.72	84,444.80	0.00	0.00	57,848.80	0.00	122,393.60	0.00	0.00	122,393.60	0.00	979,113.12	0.00	0.00	0.00	
Printing and Publication Expenses	5022902000	2,009,700.00	(489,099.37)	1,510,600.63	2,009,700.00	(489,099.37)	0.00	0.00	1,510,600.63	0.00	0.00	0.00	0.00	0.00	0.00	0.00	0.00	0.00	0.00	1,510,600.63	0.00	0.00	0.00	
Representation Expenses	5022903000	128,665.00	6,742,915.71	6,871,580.71	128,665.00	6,742,915.71	0.00	0.00	6,871,580.71	120,774.17	6,205.00	0.00	6,734,300.00	6,881,279.17	115,794.46	8,774.00	0.00	6,330,710.71	6,365,279.17	0.00	10,361.54	506,000.00	0.00	0.00
Transportation and Delivery Expenses	5022904000	11,000.00	0.00	11,000.00	11,000.00	0.00	0.00	0.00	11,000.00	0.00	0.00	0.00	0.00	0.00	0.00	0.00	0.00	0.00	0.00	11,000.00	0.00	0.00	0.00	


This report was generated using the Unified Reporting System on null version.FARIA.1.1 ; Status : SUBMITTED

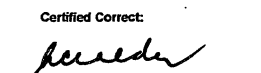
Department: Department of Energy (DOE)
 Agency/Entity: Office of the Secretary
 Operating Unit: < not applicable >
 Organization Code (UACS): 09 001 0000000
 Fund Cluster: 01 Regular Agency Fund


	Current Year Appropriations
	Supplemental Appropriations
X	Continuing Appropriations

(e.g. UACS Fund Cluster: 01-Regular Agency Fund, 02-Foreign Assisted Projects Fund, 03-Special Account-Locally Funded/Domestic Grants Fund, and 04-Special Account-Foreign Assisted/Foreign Grants Fund)

Particulars	UACS CODE	Appropriations			Allotments			Obligations					Disbursements					Balances					
		Authorized Appropriations	Adjustments (Transfer To/From, Modifications/ Augmentations)	Adjusted Appropriations	Allotments Received	Adjustments (Reductions, Modifications/ Augmentations)	Transfer To	Transfer From	Adjusted Allotments	1st Quarter Ending March 31	2nd Quarter Ending June 30	3rd Quarter Ending Sept. 30	4th Quarter Ending Dec. 31	TOTAL	1st Quarter Ending March 31	2nd Quarter Ending June 30	3rd Quarter Ending Sept. 30	4th Quarter Ending Dec. 31	TOTAL	Unreleased Appropriations	Unobligated Allotments	Unpaid Obligations (15-20)=(23+24)	
		3	4	5=(3+4)	6	7	8	9	10=(8+9-7-6+9)	11	12	13	14	15=(11+12+13+14)	16	17	18	19	20=(16+17+18+19)	21=(5-10)	22=(10-18)	23	24
Rent/Lease Expenses	5029905000	4,984,838.57	(1,174,688.59)	3,790,168.98	4,984,838.57	(1,174,688.59)	0.00	0.00	3,790,168.98	418,113.75	0.00	0.00	0.00	418,113.75	0.00	0.00	0.00	418,113.75	418,113.75	0.00	3,372,055.23	0.00	0.00
Rents - Building and Structures	5029905001	1,901,828.75	(189,114.00)	1,712,714.75	1,901,828.75	(189,114.00)	0.00	0.00	1,712,714.75	410,886.00	0.00	0.00	0.00	410,886.00	0.00	0.00	0.00	410,886.00	410,886.00	0.00	1,301,828.75	0.00	0.00
Rents - Motor Vehicles	5029905003	3,063,009.82	(885,555.59)	2,077,454.23	3,063,009.82	(885,555.59)	0.00	0.00	2,077,454.23	7,227.75	0.00	0.00	0.00	7,227.75	0.00	0.00	0.00	7,227.75	7,227.75	0.00	2,070,228.48	0.00	0.00
Membership Dues and Contributions to	5029906000	1,395,000.00	0.00	1,395,000.00	1,395,000.00	0.00	0.00	0.00	1,395,000.00	0.00	0.00	0.00	0.00	0.00	0.00	0.00	0.00	0.00	0.00	0.00	1,395,000.00	0.00	0.00
Subscription Expenses	5029907000	38,771,842.43	5,830,118.91	44,601,961.34	38,771,842.43	5,830,118.91	0.00	0.00	44,601,961.34	774.00	0.00	0.00	29,878,271.20	29,878,045.20	0.00	0.00	0.00	774.00	774.00	0.00	14,723,917.14	29,878,271.20	0.00
ICT Software Subscription	5029907001	25,187,311.00	6,499,600.00	31,686,911.00	25,187,311.00	6,499,600.00	0.00	0.00	31,686,911.00	0.00	0.00	0.00	29,878,271.20	29,878,271.20	0.00	0.00	0.00	0.00	0.00	0.00	1,808,639.00	29,878,271.20	0.00
Other Subscription Expenses	5029907099	13,584,531.43	(669,480.09)	12,915,051.34	13,584,531.43	(669,480.09)	0.00	0.00	12,915,051.34	774.00	0.00	0.00	0.00	774.00	0.00	0.00	0.00	774.00	774.00	0.00	12,914,277.34	0.00	0.00
Donations	5029908000	1,801,542.76	0.00	1,801,542.76	1,801,542.76	0.00	0.00	0.00	1,801,542.76	0.00	0.00	0.00	0.00	0.00	0.00	0.00	0.00	0.00	0.00	0.00	1,801,542.76	0.00	0.00
Capital Outlays	5095388.65	0.00	0.00	50,985,388.65	50,985,388.65	0.00	0.00	0.00	50,985,388.65	0.00	0.00	880,830.00	30,872,080.00	31,752,910.00	0.00	0.00	0.00	880,830.00	880,830.00	0.00	19,232,478.65	30,872,080.00	0.00
Property, Plant and Equipment Outlay	5095400000	50,985,388.65	0.00	50,985,388.65	50,985,388.65	0.00	0.00	0.00	50,985,388.65	0.00	0.00	880,830.00	30,872,080.00	31,752,910.00	0.00	0.00	0.00	880,830.00	880,830.00	0.00	19,232,478.65	30,872,080.00	0.00
Machinery and Equipment Outlay	5095405000	50,985,388.65	0.00	50,985,388.65	50,985,388.65	0.00	0.00	0.00	50,985,388.65	0.00	0.00	880,830.00	30,872,080.00	31,752,910.00	0.00	0.00	0.00	880,830.00	880,830.00	0.00	19,232,478.65	30,872,080.00	0.00
Office Equipment	5095405002	32,920.00	0.00	32,920.00	32,920.00	0.00	0.00	0.00	32,920.00	0.00	0.00	0.00	0.00	0.00	0.00	0.00	0.00	0.00	0.00	0.00	32,920.00	0.00	0.00
Information and Communication Technology	5095405003	25,382,828.48	345,173.52	25,728,000.00	25,382,828.48	345,173.52	0.00	0.00	25,728,000.00	0.00	0.00	186,900.00	13,062,080.00	13,288,880.00	0.00	0.00	0.00	186,900.00	186,900.00	0.00	12,458,120.00	13,062,080.00	0.00
Printing Equipment	5095405012	25,274.00	0.00	25,274.00	25,274.00	0.00	0.00	0.00	25,274.00	0.00	0.00	23,830.00	0.00	23,830.00	0.00	0.00	0.00	23,830.00	23,830.00	0.00	1,444.00	0.00	0.00
ICT Software	5095405015	24,745,383.17	(345,173.52)	24,400,209.65	24,745,383.17	(345,173.52)	0.00	0.00	24,400,209.65	0.00	0.00	0.00	17,790,000.00	17,790,000.00	0.00	0.00	0.00	0.00	0.00	0.00	6,610,209.65	17,790,000.00	0.00
Other Machinery and Equipment	5095405099	798,985.00	0.00	798,985.00	798,985.00	0.00	0.00	0.00	798,985.00	0.00	0.00	670,200.00	0.00	670,200.00	0.00	0.00	0.00	670,200.00	670,200.00	0.00	128,785.00	0.00	0.00
GRAND TOTAL		181,888,008.71	0.00	181,888,008.71	181,888,008.71	0.00	0.00	0.00	181,888,008.71	4,946,149.63	502,037.18	938,778.80	103,989,891.65	110,356,857.26	1,467,900.83	482,520.56	2,118,968.60	24,571,850.65	28,641,240.64	0.00	71,531,151.45	81,715,618.62	0.00

Certified Correct:

 RYAN S. DOMASIG
 OIC-CHIEF, BUDGET DIVISION
 Date: 2023-01-17 08:52:06

Certified Correct:

 HELEN C. ROLDAN
 OIC-CHIEF, ACCOUNTING DIVISION
 Date: 2023-01-17 08:52:06

Recommending Approval:

 AGUSTUS CESAR A. NAVARRO
 DIRECTOR, FINANCIAL SERVICES
 Date: 2023-01-17 08:54:52

Approved By:

 SHARON S. GARIN
 UNDERSECRETARY
 Date: 2023-01-17 08:57:19