

SUMMARY OF APPROPRIATIONS, ALLOTMENTS, OBLIGATIONS, DISBURSEMENTS AND BALANCES BY OBJECT OF EXPENDITURES

As at the Quarter Ending March 31, 2022

Department : Department of Energy (DOE)
 Agency : Office of the Secretary
 Operating Unit : < not applicable >
 Organization Code (UACS) : 09 001 000000
 Fund Cluster : 01 Regular Agency Fund

X	Current Year Appropriations
	Supplemental Appropriations
	Continuing Appropriations

(e.g. UACS Fund Cluster: 01-Regular Agency Fund, 02-Foreign Assisted Projects Fund, 03-Special Account-Locally Funded/Domestic Grants Fund, and 04-Special Account-Foreign Assisted/Foreign Grants Fund)

Particulars	UACS CODE	Appropriations					Allotments			Obligations				Disbursements				Balances					
		Authorized Appropriations	Adjustments (Transfer To/From, Modifications/Augmentations)	Adjusted Appropriations	Allotments Received	Adjustments (Reductions, Modifications/Augmentations)	Transfer To	Transfer From	Adjusted Allotments	1st Quarter Ending March 31	2nd Quarter Ending June 30	3rd Quarter Ending Sept. 30	4th Quarter Ending Dec. 31	TOTAL	1st Quarter Ending March 31	2nd Quarter Ending June 30	3rd Quarter Ending Sept. 30	4th Quarter Ending Dec. 31	TOTAL	Unreleased Appropriations	Unobligated Allotments	Unpaid Obligations (15-20)+(23+24)	
		3	4	5=(3+4)	6	7	8	9	10=[(6+(-)7)+8]	11	12	13	14	15=(11+12+13+14)	16	17	18	19	20=(16+17+18+19)	21=(5-10)	22=(10-15)	23	24
SUMMARY		1,377,334,000.00	0.00	1,377,334,000.00	1,377,334,000.00	0.00	0.00	0.00	1,377,334,000.00	209,366,839.92	0.00	0.00	0.00	209,366,839.92	152,079,944.93	0.00	0.00	0.00	152,079,944.93	0.00	1,167,967,180.08	36,619,868.43	20,666,996.56
A. AGENCY SPECIFIC BUDGET		1,317,779,000.00	0.00	1,317,779,000.00	1,317,779,000.00	0.00	0.00	0.00	1,317,779,000.00	200,348,407.08	0.00	0.00	0.00	200,348,407.08	147,563,011.90	0.00	0.00	0.00	147,563,011.90	0.00	1,117,430,592.92	32,116,398.62	20,666,996.56
Personnel Services		662,059,000.00	0.00	662,059,000.00	662,059,000.00	0.00	0.00	0.00	662,059,000.00	131,388,482.68	0.00	0.00	0.00	131,388,482.68	108,053,257.11	0.00	0.00	0.00	108,053,257.11	0.00	530,670,517.32	23,335,225.57	0.00
Salaries and Wages	501010000	496,290,000.00	0.00	496,290,000.00	496,290,000.00	0.00	0.00	0.00	496,290,000.00	118,061,193.38	0.00	0.00	0.00	118,061,193.38	95,599,811.36	0.00	0.00	0.00	95,599,811.36	0.00	378,228,806.62	22,461,382.02	0.00
Salaries and Wages - Regular	501010100	496,290,000.00	0.00	496,290,000.00	496,290,000.00	0.00	0.00	0.00	496,290,000.00	118,061,193.38	0.00	0.00	0.00	118,061,193.38	95,599,811.36	0.00	0.00	0.00	95,599,811.36	0.00	378,228,806.62	22,461,382.02	0.00
Basic Salary - Civilian	501010101	496,290,000.00	0.00	496,290,000.00	496,290,000.00	0.00	0.00	0.00	496,290,000.00	118,061,193.38	0.00	0.00	0.00	118,061,193.38	95,599,811.36	0.00	0.00	0.00	95,599,811.36	0.00	378,228,806.62	22,461,382.02	0.00
Other Compensation	501020000	150,452,000.00	0.00	150,452,000.00	150,452,000.00	0.00	0.00	0.00	150,452,000.00	9,487,772.21	0.00	0.00	0.00	9,487,772.21	9,462,607.47	0.00	0.00	0.00	9,462,607.47	0.00	140,964,227.79	25,164.74	0.00
Personal Economic Relief Allowance (PERA)	501020100	21,264,000.00	0.00	21,264,000.00	21,264,000.00	0.00	0.00	0.00	21,264,000.00	6,834,647.21	0.00	0.00	0.00	6,834,647.21	6,823,232.47	0.00	0.00	0.00	6,823,232.47	0.00	14,429,352.79	11,414.74	0.00
PERA - Civilian	501020101	21,264,000.00	0.00	21,264,000.00	21,264,000.00	0.00	0.00	0.00	21,264,000.00	6,834,647.21	0.00	0.00	0.00	6,834,647.21	6,823,232.47	0.00	0.00	0.00	6,823,232.47	0.00	14,429,352.79	11,414.74	0.00
Representation Allowance (RA)	501020300	6,012,000.00	0.00	6,012,000.00	6,012,000.00	0.00	0.00	0.00	6,012,000.00	1,584,687.50	0.00	0.00	0.00	1,584,687.50	1,570,937.50	0.00	0.00	0.00	1,570,937.50	0.00	4,427,312.50	13,790.00	0.00
Transportation Allowance (TA)	501020300	5,712,000.00	0.00	5,712,000.00	5,712,000.00	0.00	0.00	0.00	5,712,000.00	1,068,437.50	0.00	0.00	0.00	1,068,437.50	1,068,437.50	0.00	0.00	0.00	1,068,437.50	0.00	4,643,562.50	0.00	0.00
Transportation Allowance (TA)	501020301	5,712,000.00	0.00	5,712,000.00	5,712,000.00	0.00	0.00	0.00	5,712,000.00	1,068,437.50	0.00	0.00	0.00	1,068,437.50	1,068,437.50	0.00	0.00	0.00	1,068,437.50	0.00	4,643,562.50	0.00	0.00
Clothing/Uniform Allowance	501020400	5,316,000.00	0.00	5,316,000.00	5,316,000.00	0.00	0.00	0.00	5,316,000.00	0.00	0.00	0.00	0.00	0.00	0.00	0.00	0.00	0.00	0.00	0.00	5,316,000.00	0.00	0.00
Clothing/Uniform Allowance - Civilian	501020401	5,316,000.00	0.00	5,316,000.00	5,316,000.00	0.00	0.00	0.00	5,316,000.00	0.00	0.00	0.00	0.00	0.00	0.00	0.00	0.00	0.00	0.00	0.00	5,316,000.00	0.00	0.00
Subsistence Allowance (SA)	501020500	8,928,000.00	0.00	8,928,000.00	8,928,000.00	0.00	0.00	0.00	8,928,000.00	0.00	0.00	0.00	0.00	0.00	0.00	0.00	0.00	0.00	0.00	0.00	8,928,000.00	0.00	0.00
Subsistence Allowance - Magna Carta Benefits for Science and Technology under R.A. 8439	501020502	8,928,000.00	0.00	8,928,000.00	8,928,000.00	0.00	0.00	0.00	8,928,000.00	0.00	0.00	0.00	0.00	0.00	0.00	0.00	0.00	0.00	0.00	0.00	8,928,000.00	0.00	0.00
Subsistence Allowance - Magna Carta for Public Health Workers under R.A. 7305	501020503	7,000.00	0.00	7,000.00	7,000.00	0.00	0.00	0.00	7,000.00	0.00	0.00	0.00	0.00	0.00	0.00	0.00	0.00	0.00	0.00	0.00	7,000.00	0.00	0.00
Laundry Allowance (LA)	501020600	1,350,000.00	0.00	1,350,000.00	1,350,000.00	0.00	0.00	0.00	1,350,000.00	0.00	0.00	0.00	0.00	0.00	0.00	0.00	0.00	0.00	0.00	0.00	1,350,000.00	0.00	0.00
Laundry Allowance - Magna Carta Benefits for Science and Technology under R.A. 8439	501020603	1,350,000.00	0.00	1,350,000.00	1,350,000.00	0.00	0.00	0.00	1,350,000.00	0.00	0.00	0.00	0.00	0.00	0.00	0.00	0.00	0.00	0.00	0.00	1,350,000.00	0.00	0.00
Honoraria	501021000	500,000.00	0.00	500,000.00	500,000.00	0.00	0.00	0.00	500,000.00	0.00	0.00	0.00	0.00	0.00	0.00	0.00	0.00	0.00	0.00	0.00	500,000.00	0.00	0.00
Honoraria - Civilian	501021001	500,000.00	0.00	500,000.00	500,000.00	0.00	0.00	0.00	500,000.00	0.00	0.00	0.00	0.00	0.00	0.00	0.00	0.00	0.00	0.00	0.00	500,000.00	0.00	0.00
Hazard Pay (HP)	501021100	7,130,000.00	0.00	7,130,000.00	7,130,000.00	0.00	0.00	0.00	7,130,000.00	0.00	0.00	0.00	0.00	0.00	0.00	0.00	0.00	0.00	0.00	0.00	7,130,000.00	0.00	0.00
HP - Magna Carta Benefits for Science and Technology under R.A. 8439	501021104	7,077,000.00	0.00	7,077,000.00	7,077,000.00	0.00	0.00	0.00	7,077,000.00	0.00	0.00	0.00	0.00	0.00	0.00	0.00	0.00	0.00	0.00	0.00	7,077,000.00	0.00	0.00
HP - Magna Carta Benefits for Public Health Workers under R.A. 7305	501021105	53,000.00	0.00	53,000.00	53,000.00	0.00	0.00	0.00	53,000.00	0.00	0.00	0.00	0.00	0.00	0.00	0.00	0.00	0.00	0.00	0.00	53,000.00	0.00	0.00
Year End Bonus	501021400	41,358,000.00	0.00	41,358,000.00	41,358,000.00	0.00	0.00	0.00	41,358,000.00	0.00	0.00	0.00	0.00	0.00	0.00	0.00	0.00	0.00	0.00	0.00	41,358,000.00	0.00	0.00
Bonus - Civilian	501021401	41,358,000.00	0.00	41,358,000.00	41,358,000.00	0.00	0.00	0.00	41,358,000.00	0.00	0.00	0.00	0.00	0.00	0.00	0.00	0.00	0.00	0.00	0.00	41,358,000.00	0.00	0.00
Cash Gift	501021500	4,430,000.00	0.00	4,430,000.00	4,430,000.00	0.00	0.00	0.00	4,430,000.00	0.00	0.00	0.00	0.00	0.00	0.00	0.00	0.00	0.00	0.00	0.00	4,430,000.00	0.00	0.00
Cash Gift - Civilian	501021501	4,430,000.00	0.00	4,430,000.00	4,430,000.00	0.00	0.00	0.00	4,430,000.00	0.00	0.00	0.00	0.00	0.00	0.00	0.00	0.00	0.00	0.00	0.00	4,430,000.00	0.00	0.00
Mid-Year Bonus - Civilian	501021600	41,358,000.00	0.00	41,358,000.00	41,358,000.00	0.00	0.00	0.00	41,358,000.00	0.00	0.00	0.00	0.00	0.00	0.00	0.00	0.00	0.00	0.00	0.00	41,358,000.00	0.00	0.00
Mid-Year Bonus - Civilian	501021601	41,358,000.00	0.00	41,358,000.00	41,358,000.00	0.00	0.00	0.00	41,358,000.00	0.00	0.00	0.00	0.00	0.00	0.00	0.00	0.00	0.00	0.00	0.00	41,358,000.00	0.00	0.00
Other Bonuses and Allowances	501029900	7,094,000.00	0.00	7,094,000.00	7,094,000.00	0.00	0.00	0.00	7,094,000.00	0.00	0.00	0.00	0.00	0.00	0.00	0.00	0.00	0.00	0.00	0.00	7,094,000.00	0.00	0.00
Productivity Enhancement Incentive - Civilian	501029912	4,430,000.00	0.00	4,430,000.00	4,430,000.00	0.00	0.00	0.00	4,430,000.00	0.00	0.00	0.00	0.00	0.00	0.00	0.00	0.00	0.00	0.00	0.00	4,430,000.00	0.00	0.00
Anniversary Bonus - Civilian	501029938	2,664,000.00	0.00	2,664,000.00	2,664,000.00	0.00	0.00	0.00	2,664,000.00	0.00	0.00	0.00	0.00	0.00	0.00	0.00	0.00	0.00	0.00	0.00	2,664,000.00	0.00	0.00
Personnel Benefit Contributions	501030000	10,017,000.00	0.00	10,017,000.00	10,017,000.00	0.00	0.00	0.00	10,017,000.00	1,961,352.26	0.00	0.00	0.00	1,961,352.26	1,200,223.09	0.00	0.00	0.00	1,200,223.09	0.00	8,055,647.74	761,129.17	0.00
Pag-IBIG Contributions	501030200	1,065,000.00	0.00	1,065,000.00	1,065,000.00	0.00	0.00	0.00	1,065,000.00	257,300.01	0.00	0.00	0.00	257,300.01	170,900.01	0.00	0.00	0.00	170,900.01	0.00	807,699.99	86,400.00	0.00
Pag-IBIG - Civilian	501030201	1,065,000.00	0.00	1,065,000.00	1,065,000.00	0.00	0.00	0.00	1,065,000.00	257,300.01	0.00	0.00	0.00	257,300.01	170,900.01	0.00	0.00	0.00	170,900.01	0.00	807,699.99	86,400.00	0.00

X	Current Year Appropriations
	Supplemental Appropriations
	Continuing Appropriations

Particulars	UACS CODE	Appropriations				Allocations				Obligations				Disbursements				Balances			
		Authorized Appropriations	Adjusted Appropriations	Adjustments (Transfer Offsets, Modifications, Augmentations)	Transfer To	Transfer From	Adjusted Allocations	1st Quarter Ending March 31	2nd Quarter Ending June 30	3rd Quarter Ending Sept. 30	4th Quarter Ending Dec. 31	TOTAL	1st Quarter Ending March 31	2nd Quarter Ending June 30	3rd Quarter Ending Sept. 30	4th Quarter Ending Dec. 31	TOTAL	Unreleased Appropriations	Unobligated Allotments	Unpaid Obligations (15-20)(21-24)	
		6	5*(3+4)	7	8	9	10*(6+17-4+1)	11	12	13	14	15*(11+12+13+14)	16	17	18	19	20*(16+17+18+19)	21*(6+10)	22*(10+16)	23	24
Lump-sum for Step Increments - Length of Service	501049010	1,239,000.00	1,239,000.00	0.00	0.00	0.00	1,239,000.00	5,604.00	0.00	0.00	5,604.00	5,604.00	0.00	0.00	0.00	0.00	1,239,366.00	0.00	0.00	0.00	0.00
Lump-sum for Step Increments - Length of Service	501049010	465,000.00	465,000.00	0.00	0.00	0.00	465,000.00	5,604.00	0.00	0.00	5,604.00	5,604.00	0.00	0.00	0.00	0.00	465,000.00	0.00	0.00	0.00	0.00
Lump-sum for Step Increments - Length of Service	501049015	665,720,000.00	665,720,000.00	0.00	0.00	0.00	665,720,000.00	68,999,924.40	0.00	0.00	68,999,924.40	30,509,754.79	0.00	0.00	0.00	0.00	39,509,754.79	0.00	0.00	8,763,173.06	20,666,996.56
Maintenance and Other Operating Expenses	502010000	70,185,000.00	70,185,000.00	0.00	0.00	0.00	70,185,000.00	2,751,462.68	0.00	0.00	2,751,462.68	2,073,081.24	0.00	0.00	0.00	0.00	68,233,937.32	0.00	0.00	678,381.44	0.00
Traveling Expenses	502010000	58,985,000.00	58,985,000.00	0.00	0.00	0.00	58,985,000.00	2,751,462.68	0.00	0.00	2,751,462.68	2,073,081.24	0.00	0.00	0.00	0.00	56,955,857.32	0.00	0.00	678,381.44	0.00
Traveling Expenses - Local	502010100	54,577,000.00	54,577,000.00	0.00	0.00	0.00	54,577,000.00	2,751,462.68	0.00	0.00	2,751,462.68	2,073,081.24	0.00	0.00	0.00	0.00	52,528,915.32	0.00	0.00	678,381.44	0.00
Traveling Expenses - Foreign	502010200	15,608,000.00	15,608,000.00	0.00	0.00	0.00	15,608,000.00	0.00	0.00	0.00	0.00	0.00	0.00	0.00	0.00	0.00	15,608,000.00	0.00	0.00	0.00	0.00
Traveling and Scholarship Expenses	502020000	13,662,000.00	13,662,000.00	0.00	0.00	0.00	13,662,000.00	30,000.00	0.00	0.00	30,000.00	6,000.00	0.00	0.00	0.00	0.00	13,662,000.00	0.00	0.00	21,000.00	0.00
Traveling Expenses	502020100	12,548,000.00	12,548,000.00	0.00	0.00	0.00	12,548,000.00	30,000.00	0.00	0.00	30,000.00	6,000.00	0.00	0.00	0.00	0.00	12,548,000.00	0.00	0.00	24,000.00	0.00
ICT Training Expenses	502020101	540,000.00	540,000.00	0.00	0.00	0.00	540,000.00	0.00	0.00	0.00	0.00	0.00	0.00	0.00	0.00	0.00	540,000.00	0.00	0.00	0.00	0.00
Training Expenses	502020102	12,048,000.00	12,048,000.00	0.00	0.00	0.00	12,048,000.00	30,000.00	0.00	0.00	30,000.00	6,000.00	0.00	0.00	0.00	0.00	12,048,000.00	0.00	0.00	24,000.00	0.00
Scholarship Grants Expenses	502020200	495,000.00	495,000.00	0.00	0.00	0.00	495,000.00	0.00	0.00	0.00	0.00	0.00	0.00	0.00	0.00	0.00	495,000.00	0.00	0.00	0.00	0.00
Scholarship Grants Expenses	502020200	495,000.00	495,000.00	0.00	0.00	0.00	495,000.00	0.00	0.00	0.00	0.00	0.00	0.00	0.00	0.00	0.00	495,000.00	0.00	0.00	0.00	0.00
Supplies and Materials Expenses	502030000	53,808,000.00	53,808,000.00	0.00	0.00	0.00	53,808,000.00	7,581,966.25	0.00	0.00	7,581,966.25	7,336,259.85	0.00	0.00	0.00	0.00	7,336,259.85	0.00	0.00	245,706.40	0.00
Supplies and Materials Expenses	502030100	14,594,000.00	14,594,000.00	0.00	0.00	0.00	14,594,000.00	5,686,974.78	0.00	0.00	5,686,974.78	5,679,216.53	0.00	0.00	0.00	0.00	5,679,216.53	0.00	0.00	8,767,025.22	1,759.25
Office Supplies Expenses	502030102	14,594,000.00	14,594,000.00	0.00	0.00	0.00	14,594,000.00	5,686,974.78	0.00	0.00	5,686,974.78	5,679,216.53	0.00	0.00	0.00	0.00	5,679,216.53	0.00	0.00	8,767,025.22	1,759.25
Office Supplies Expenses	502030102	14,594,000.00	14,594,000.00	0.00	0.00	0.00	14,594,000.00	5,686,974.78	0.00	0.00	5,686,974.78	5,679,216.53	0.00	0.00	0.00	0.00	5,679,216.53	0.00	0.00	8,767,025.22	1,759.25
Accountable Funds Expenses	502030200	225,000.00	225,000.00	0.00	0.00	0.00	225,000.00	13,080.00	0.00	0.00	13,080.00	0.00	0.00	0.00	0.00	0.00	13,080.00	0.00	0.00	0.00	0.00
Drug and Medical Expenses	502030700	4,500,000.00	4,500,000.00	0.00	0.00	0.00	4,500,000.00	10,000.00	0.00	0.00	10,000.00	10,000.00	0.00	0.00	0.00	0.00	10,000.00	0.00	0.00	0.00	0.00
Medical, Dental and Laboratory Supplies Expenses	502030700	2,512,000.00	2,512,000.00	0.00	0.00	0.00	2,512,000.00	55,000.00	0.00	0.00	55,000.00	55,000.00	0.00	0.00	0.00	0.00	55,000.00	0.00	0.00	0.00	0.00
Fuel, Oil and Lubricants Expenses	502039000	10,931,000.00	10,931,000.00	0.00	0.00	0.00	10,931,000.00	1,351,385.24	0.00	0.00	1,351,385.24	1,351,385.24	0.00	0.00	0.00	0.00	1,351,385.24	0.00	0.00	0.00	0.00
Fuel, Oil and Lubricants Expenses	502039000	10,931,000.00	10,931,000.00	0.00	0.00	0.00	10,931,000.00	1,351,385.24	0.00	0.00	1,351,385.24	1,351,385.24	0.00	0.00	0.00	0.00	1,351,385.24	0.00	0.00	0.00	0.00
Office Supplies and Materials Expenses	502039900	1,146,000.00	1,146,000.00	0.00	0.00	0.00	1,146,000.00	465,528.23	0.00	0.00	465,528.23	227,589.08	0.00	0.00	0.00	0.00	227,589.08	0.00	0.00	0.00	0.00
Utility Expenses	502040000	32,282,000.00	32,282,000.00	0.00	0.00	0.00	32,282,000.00	5,695,851.04	0.00	0.00	5,695,851.04	3,814,627.25	0.00	0.00	0.00	0.00	3,814,627.25	0.00	0.00	1,881,223.66	0.00
Water Expenses	502040100	4,813,000.00	4,813,000.00	0.00	0.00	0.00	4,813,000.00	1,100,336.30	0.00	0.00	1,100,336.30	1,033,669.02	0.00	0.00	0.00	0.00	1,033,669.02	0.00	0.00	0.00	0.00
Electricity Expenses	502040200	27,470,000.00	27,470,000.00	0.00	0.00	0.00	27,470,000.00	1,995,514.74	0.00	0.00	1,995,514.74	2,581,028.36	0.00	0.00	0.00	0.00	2,581,028.36	0.00	0.00	403,475.84	0.00
Communication Expenses	502050000	19,855,000.00	19,855,000.00	0.00	0.00	0.00	19,855,000.00	1,132,725.96	0.00	0.00	1,132,725.96	729,300.00	0.00	0.00	0.00	0.00	729,300.00	0.00	0.00	18,722,714.64	403,475.84
Printing and Courier Services	502050100	1,121,000.00	1,121,000.00	0.00	0.00	0.00	1,121,000.00	165,345.00	0.00	0.00	165,345.00	144,422.00	0.00	0.00	0.00	0.00	144,422.00	0.00	0.00	964,655.00	21,922.00
Telephone Expenses	502050200	8,570,000.00	8,570,000.00	0.00	0.00	0.00	8,570,000.00	886,340.96	0.00	0.00	886,340.96	594,638.08	0.00	0.00	0.00	0.00	594,638.08	0.00	0.00	7,683,665.04	381,502.88
Mobile	502050200	3,875,000.00	3,875,000.00	0.00	0.00	0.00	3,875,000.00	296,500.00	0.00	0.00	296,500.00	296,500.00	0.00	0.00	0.00	0.00	296,500.00	0.00	0.00	0.00	0.00
Internet Subscription Expenses	502050202	4,695,000.00	4,695,000.00	0.00	0.00	0.00	4,695,000.00	589,840.96	0.00	0.00	589,840.96	208,338.08	0.00	0.00	0.00	0.00	208,338.08	0.00	0.00	4,105,159.04	381,502.88
Cable, Satellite, Telegraph and Radio Expenses	502050400	674,000.00	674,000.00	0.00	0.00	0.00	674,000.00	600.00	0.00	0.00	600.00	600.00	0.00	0.00	0.00	0.00	600.00	0.00	0.00	9,489,400.00	0.00
Arabic Remarks and Fees	502060000	1,705,000.00	1,705,000.00	0.00	0.00	0.00	1,705,000.00	0.00	0.00	0.00	0.00	0.00	0.00	0.00	0.00	0.00	0.00	0.00	0.00	1,705,000.00	0.00
Award/Rewards Expenses	502061000	1,705,000.00	1,705,000.00	0.00	0.00	0.00	1,705,000.00	0.00	0.00	0.00	0.00	0.00	0.00	0.00	0.00	0.00	0.00	0.00	0.00	1,705,000.00	0.00
Award/Rewards Expenses	502061000	1,705,000.00	1,705,000.00	0.00	0.00	0.00	1,705,000.00	0.00	0.00	0.00	0.00	0.00	0.00	0.00	0.00	0.00	0.00	0.00	0.00	1,705,000.00	0.00
Salary, Retirement, Expenses NOT REPROGRAMMABLE	502070000	1,474,000.00	1,474,000.00	0.00	0.00	0.00	1,474,000.00	0.00	0.00	0.00	0.00	0.00	0.00	0.00	0.00	0.00	0.00	0.00	0.00	1,474,000.00	0.00
Research, Evaluation and Development Expenses	502070200	1,474,000.00	1,474,000.00	0.00	0.00	0.00	1,474,000.00	0.00	0.00	0.00	0.00	0.00	0.00	0.00	0.00	0.00	0.00	0.00	0.00	1,474,000.00	0.00
Research, Evaluation and Development Expenses	502070202	1,474,000.00	1,474,000.00	0.00	0.00	0.00	1,474,000.00	0.00	0.00	0.00	0.00	0.00	0.00	0.00	0.00	0.00	0.00	0.00	0.00	1,474,000.00	0.00
Contractual, Intelligence and Extraordinary Expenses	502100000	4,242,000.00	4,242,000.00	0.00	0.00	0.00	4,242,000.00	841,875.00	0.00	0.00	841,875.00	814,075.00	0.00	0.00	0.00	0.00	814,075.00	0.00	0.00	3,403,725.00	27,800.00
Contractual, Intelligence and Extraordinary Expenses	502100000	4,242,000.00	4,242,000.00	0.00	0.00	0.00	4,242,000.00	841,875.00	0.00	0.00	841,875.00	814,075.00	0.00	0.00	0.00	0.00	814,075.00	0.00	0.00	3,403,725.00	27,800.00
Professional Services	502110000	80,491,000.00	80,491,000.00	0.00	0.00	0.00	81,291,000.00	2,849,116.71	0.00	0.00	2,849,1										


Department : Department of Energy (DOE)
 Agency : Office of the Secretary
 Operating Unit : < not applicable >
 Organization Code (UACS) : 09 001 0000000
 Fund Cluster : 01 Regular Agency Fund

X	Current Year Appropriations
	Supplemental Appropriations
	Continuing Appropriations


(e.g. UACS Fund Cluster: 01-Regular Agency Fund, 02-Foreign Assisted Projects Fund, 03-Special Account-Locally Funded/Domestic Grants Fund, and 04-Special Account-Foreign Assisted/Foreign Grants Fund)

Particulars	UACS CODE	Appropriations					Allotments				Obligations				Disbursements				Balances					
		Authorized Appropriations	Adjustments (Transfer To/From, Modifications/ Augmentations)	Adjusted Appropriations	Allotments Received	Adjustments (Reductions, Modifications/ Augmentations)	Transfer To	Transfer From	Adjusted Allotments	1st Quarter Ending March 31	2nd Quarter Ending June 30	3rd Quarter Ending Sept. 30	4th Quarter Ending Dec. 31	TOTAL	1st Quarter Ending March 31	2nd Quarter Ending June 30	3rd Quarter Ending Sept. 30	4th Quarter Ending Dec. 31	TOTAL	Unreleased Appropriations	Unobligated Allotments	Unpaid Obligations (15-20)=(23+24)		
		3	4	5=(3+4)	6	7	8	9	10=[(6+)-(7)-8-9]	11	12	13	14	15=(11+12+13+14)	16	17	18	19	20=(16+17+18+19)	21=(6-10)	22=(10-15)	23	24	
Other Structures	5021304099	500,000.00	0.00	500,000.00	500,000.00	0.00	0.00	0.00	500,000.00	0.00	0.00	0.00	0.00	0.00	0.00	0.00	0.00	0.00	0.00	0.00	0.00	500,000.00	0.00	0.00
Repairs and Maintenance - Machinery and Equipment	5021305000	9,941,000.00	0.00	9,941,000.00	9,941,000.00	0.00	0.00	0.00	9,941,000.00	36,000.00	0.00	0.00	0.00	36,000.00	36,000.00	0.00	0.00	0.00	36,000.00	0.00	9,905,000.00	0.00	0.00	
Office Equipment	5021305002	2,307,000.00	0.00	2,307,000.00	2,307,000.00	0.00	0.00	0.00	2,307,000.00	20,000.00	0.00	0.00	0.00	20,000.00	20,000.00	0.00	0.00	0.00	20,000.00	0.00	2,287,000.00	0.00	0.00	
Information and Communication Technology Equipment	5021305003	187,000.00	0.00	187,000.00	187,000.00	0.00	0.00	0.00	187,000.00	5,000.00	0.00	0.00	0.00	5,000.00	5,000.00	0.00	0.00	0.00	5,000.00	0.00	182,000.00	0.00	0.00	
Technical and Scientific Equipment	5021305014	7,247,000.00	0.00	7,247,000.00	7,247,000.00	0.00	0.00	0.00	7,247,000.00	11,000.00	0.00	0.00	0.00	11,000.00	11,000.00	0.00	0.00	0.00	11,000.00	0.00	7,236,000.00	0.00	0.00	
Other Machinery and Equipment	5021305099	200,000.00	0.00	200,000.00	200,000.00	0.00	0.00	0.00	200,000.00	0.00	0.00	0.00	0.00	0.00	0.00	0.00	0.00	0.00	0.00	0.00	200,000.00	0.00	0.00	
Repairs and Maintenance - Transportation Equipment	5021306000	5,302,000.00	0.00	5,302,000.00	5,302,000.00	0.00	0.00	0.00	5,302,000.00	456,632.65	0.00	0.00	0.00	456,632.65	390,466.32	0.00	0.00	0.00	390,466.32	0.00	4,845,367.35	66,166.33	0.00	
Motor Vehicles	5021306001	5,302,000.00	0.00	5,302,000.00	5,302,000.00	0.00	0.00	0.00	5,302,000.00	456,632.65	0.00	0.00	0.00	456,632.65	390,466.32	0.00	0.00	0.00	390,466.32	0.00	4,845,367.35	66,166.33	0.00	
Repairs and Maintenance - Furniture and Fixtures	5021307000	560,000.00	0.00	560,000.00	560,000.00	0.00	0.00	0.00	560,000.00	5,000.00	0.00	0.00	0.00	5,000.00	5,000.00	0.00	0.00	0.00	5,000.00	0.00	555,000.00	0.00	0.00	
Taxes, Insurance Premiums and Other Fees	5021500000	16,784,000.00	0.00	16,784,000.00	16,784,000.00	0.00	0.00	0.00	16,784,000.00	8,314,407.02	0.00	0.00	0.00	8,314,407.02	8,314,407.02	0.00	0.00	0.00	8,314,407.02	0.00	8,469,592.88	0.00	0.00	
Taxes, Duties and Licenses	5021501000	3,665,000.00	0.00	3,665,000.00	3,665,000.00	0.00	0.00	0.00	3,665,000.00	69,602.50	0.00	0.00	0.00	69,602.50	69,602.50	0.00	0.00	0.00	69,602.50	0.00	3,595,397.50	0.00	0.00	
Taxes, Duties and Licenses	5021501001	3,665,000.00	0.00	3,665,000.00	3,665,000.00	0.00	0.00	0.00	3,665,000.00	69,602.50	0.00	0.00	0.00	69,602.50	69,602.50	0.00	0.00	0.00	69,602.50	0.00	3,595,397.50	0.00	0.00	
Fidelity Bond Premiums	5021502000	550,000.00	0.00	550,000.00	550,000.00	0.00	0.00	0.00	550,000.00	269,625.00	0.00	0.00	0.00	269,625.00	269,625.00	0.00	0.00	0.00	269,625.00	0.00	280,375.00	0.00	0.00	
Insurance Expenses	5021503000	12,569,000.00	0.00	12,569,000.00	12,569,000.00	0.00	0.00	0.00	12,569,000.00	7,975,179.52	0.00	0.00	0.00	7,975,179.52	7,975,179.52	0.00	0.00	0.00	7,975,179.52	0.00	4,583,820.48	0.00	0.00	
Other Maintenance and Operating Expenses	5029900000	217,805,000.00	300,000.00	217,805,000.00	217,805,000.00	300,000.00	0.00	0.00	217,805,000.00	37,678,225.94	0.00	0.00	0.00	37,678,225.94	14,380,310.19	0.00	0.00	0.00	14,380,310.19	0.00	180,126,774.06	2,630,918.19	20,666,996.56	
Advertising Expenses	5029901000	3,917,000.00	0.00	3,917,000.00	3,917,000.00	0.00	0.00	0.00	3,917,000.00	100,083.20	0.00	0.00	0.00	100,083.20	0.00	0.00	0.00	0.00	100,083.20	0.00	3,816,916.80	100,083.20	0.00	
Printing and Publication Expenses	5029902000	6,680,000.00	0.00	6,680,000.00	6,680,000.00	0.00	0.00	0.00	6,680,000.00	0.00	0.00	0.00	0.00	0.00	0.00	0.00	0.00	0.00	0.00	0.00	6,680,000.00	0.00	0.00	
Representation Expenses	5029903000	36,638,000.00	300,000.00	36,638,000.00	36,638,000.00	300,000.00	0.00	0.00	36,638,000.00	2,487,427.06	0.00	0.00	0.00	2,487,427.06	1,332,582.95	0.00	0.00	0.00	1,332,582.95	0.00	34,450,572.94	1,154,844.11	0.00	
Transportation and Delivery Expenses	5029904000	1,121,000.00	0.00	1,121,000.00	1,121,000.00	0.00	0.00	0.00	1,121,000.00	0.00	0.00	0.00	0.00	0.00	0.00	0.00	0.00	0.00	0.00	0.00	1,121,000.00	0.00	0.00	
Rent/Lease Expenses	5029905000	74,071,000.00	0.00	74,071,000.00	74,071,000.00	0.00	0.00	0.00	74,071,000.00	34,663,699.00	0.00	0.00	0.00	34,663,699.00	12,624,655.24	0.00	0.00	0.00	12,624,655.24	0.00	39,407,301.00	1,372,047.20	20,666,996.56	
Rents - Building and Structures	5029905001	52,016,000.00	0.00	52,016,000.00	52,016,000.00	0.00	0.00	0.00	52,016,000.00	31,794,199.00	0.00	0.00	0.00	31,794,199.00	11,093,655.24	0.00	0.00	0.00	11,093,655.24	0.00	20,221,801.00	33,547.20	20,666,996.56	
Rents - Motor Vehicles	5029905003	21,990,000.00	0.00	21,990,000.00	21,990,000.00	0.00	0.00	0.00	21,990,000.00	2,869,500.00	0.00	0.00	0.00	2,869,500.00	1,531,000.00	0.00	0.00	0.00	1,531,000.00	0.00	19,120,500.00	1,338,500.00	0.00	
Rents - Equipment	5029905004	65,000.00	0.00	65,000.00	65,000.00	0.00	0.00	0.00	65,000.00	0.00	0.00	0.00	0.00	0.00	0.00	0.00	0.00	0.00	0.00	0.00	65,000.00	0.00	0.00	
Membership Dues and Contributions to Organizations	5029906000	1,367,000.00	0.00	1,367,000.00	1,367,000.00	0.00	0.00	0.00	1,367,000.00	10,000.00	0.00	0.00	0.00	10,000.00	10,000.00	0.00	0.00	0.00	10,000.00	0.00	1,357,000.00	0.00	0.00	
Subscription Expenses	5029907000	76,689,000.00	0.00	76,689,000.00	76,689,000.00	0.00	0.00	0.00	76,689,000.00	417,016.68	0.00	0.00	0.00	417,016.68	413,072.00	0.00	0.00	0.00	413,072.00	0.00	76,271,983.32	3,944.68	0.00	
ICT Software Subscription	5029907001	16,500,000.00	0.00	16,500,000.00	16,500,000.00	0.00	0.00	0.00	16,500,000.00	0.00	0.00	0.00	0.00	0.00	0.00	0.00	0.00	0.00	0.00	0.00	16,500,000.00	0.00	0.00	
Other Subscription Expenses	5029907099	60,189,000.00	0.00	60,189,000.00	60,189,000.00	0.00	0.00	0.00	60,189,000.00	417,016.68	0.00	0.00	0.00	417,016.68	413,072.00	0.00	0.00	0.00	413,072.00	0.00	59,771,983.32	3,944.68	0.00	
Donations	5029908000	17,022,000.00	0.00	17,022,000.00	17,022,000.00	0.00	0.00	0.00	17,022,000.00	0.00	0.00	0.00	0.00	0.00	0.00	0.00	0.00	0.00	0.00	0.00	17,022,000.00	0.00	0.00	
B. AUTOMATIC APPROPRIATIONS		59,555,000.00	0.00	59,555,000.00	59,555,000.00	0.00	0.00	0.00	59,555,000.00	9,018,432.84	0.00	0.00	0.00	9,018,432.84	4,516,933.03	0.00	0.00	0.00	4,516,933.03	0.00	50,536,567.16	4,501,499.81	0.00	
Retirement and Life Insurance Premiums		59,555,000.00	0.00	59,555,000.00	59,555,000.00	0.00	0.00	0.00	59,555,000.00	9,018,432.84	0.00	0.00	0.00	9,018,432.84	4,516,933.03	0.00	0.00	0.00	4,516,933.03	0.00	50,536,567.16	4,501,499.81	0.00	
GRAND TOTAL		1,377,334,000.00	0.00	1,377,334,000.00	1,377,334,000.00	0.00	0.00	0.00	1,377,334,000.00	209,366,839.92	0.00	0.00	0.00	209,366,839.92	152,079,944.83	0.00	0.00	0.00	152,079,944.83	0.00	1,167,987,160.08	36,619,868.43	20,666,996.56	


Certified Correct:


 ELISA B. MORALES
 CHIEF, BUDGET DIVISION
 Date: 2022-04-18 06:04:02


Certified Correct:


 AGUSTUS CESAR A. NAVARRO
 CHIEF, ACCOUNTING DIVISION
 Date: 2022-04-18 06:04:02

Recommending Approval:


 ARACELI S. SOLUTA
 DIRECTOR, FINANCIAL SERVICES
 Date: 2022-04-18 06:08:12

Approved By:


 ROBERTO B. UY
 UNDERSECRETARY
 Date: 2022-04-18 06:14:27