



Republic of the Philippines
Department of Energy

UNDERSECRETARY TINA ROSE MARIE CANDIA

Officer-in-Charge
Department of Budget and Management
Boncodin Hall, General Solano St., San Miguel, Manila

Attention: **Director Cristina B. Clasara**
Budget Management Bureau for Security, Ecological
Protection, Climate Change Management Sector

Dear Undersecretary Candia:

In accordance with Joint Circular No. 2019-1 of the Department of Budget and Management and the Commission on Audit dated January 1, 2019, we are respectfully submitting the following reports for the quarter ending March 31, 2022 for Funds 101 and 151:

- a) Statement of Appropriations, Allotments, Obligations, Disbursements and Balances, FAR No. 1
- b) Statement of Appropriations, Allotments, Obligations, Disbursements and Balances by Object of Expenditures, FAR No. 1-A
- c) List of Allotments and Sub-Allotments, FAR No. 1-B
- d) Quarterly Physical Report of Operation, BAR 1

With this submission, we hope that we have complied with your requirements.

Very truly yours,


ROBERTO B. UO
Undersecretary

STATE APPROPRIATIONS, ALLOTMENTS, OBLIGATIONS, DISBURSALS AND BALANCES
As at the Quarter Ending March 31, 2022

Department : Department of Energy (DOE)
Agency/Entity : Office of the Secretary
Operating Unit : < not applicable >
Organization Code (UACS) : 09 001 0000000
Fund Cluster : 01 Regular Agency Fund

X Current Year Appropriations
Supplemental Appropriations
Continuing Appropriations

(e.g. UACS Fund Cluster: 01-Regular Agency Fund, 02-Foreign Assisted Projects Fund, 03-Special Account-Locally Funded/Domestic Grants Fund, and 04-Special Account-Foreign Assisted/Foreign Grants Fund)

Particulars	UACS CODE	Appropriations		Allotments		Current Year Obligations					Current Year Disbursements					Balances							
		Authorized Appropriations	Adjustments (Transfers To/From, Modifications/Augmentations)	Adjusted Appropriations	Allotments Received	Adjustments (Reductions, Modifications/Augmentations)	Transfer To	Transfer From	Adjusted Total Allotments	1st Quarter Ending March 31	2nd Quarter Ending June 30	3rd Quarter Ending Sept. 30	4th Quarter Ending Dec. 31	TOTAL	1st Quarter Ending March 31	2nd Quarter Ending June 30	3rd Quarter Ending Sept. 30	4th Quarter Ending Dec. 31	TOTAL	Unreleased Appro	Unobligated Allotments	Unpaid Obligations(15-20)=(23+24)	
		3	4	5=(3+4)	6	7	8	9	10=(6+(-7)-8+9)	11	12	13	14	15=(11+12+13+14)	16	17	18	19	20=(16+17+18+19)	21	22	23	24
I. Agency Specific Budget		1,317,779,000.00	0.00	1,317,779,000.00	1,317,779,000.00	0.00	0.00	0.00	1,317,779,000.00	290,348,407.08	0.00	0.00	0.00	290,348,407.08	147,563,011.90	0.00	0.00	0.00	147,563,011.90	0.00	1,117,430,592.92	32,118,398.62	20,866,996.56
General Administration and Support	1000000000000000	510,015,000.00	0.00	510,015,000.00	510,015,000.00	0.00	0.00	0.00	510,015,000.00	74,152,324.03	0.00	0.00	0.00	74,152,324.03	42,649,521.76	0.00	0.00	0.00	42,649,521.76	0.00	435,867,675.97	20,935,805.71	10,566,996.56
General Management and Supervision	100000100001000	506,419,000.00	0.00	506,419,000.00	506,419,000.00	0.00	0.00	0.00	506,419,000.00	72,279,763.20	0.00	0.00	0.00	72,279,763.20	40,864,510.57	0.00	0.00	0.00	40,864,510.57	0.00	434,139,236.80	20,848,256.07	10,566,996.56
PS		215,167,000.00	0.00	215,167,000.00	215,167,000.00	0.00	0.00	0.00	215,167,000.00	34,210,020.87	0.00	0.00	0.00	34,210,020.87	18,636,842.85	0.00	0.00	0.00	18,636,842.85	0.00	180,956,979.13	15,573,178.02	0.00
MOOE		291,252,000.00	0.00	291,252,000.00	291,252,000.00	0.00	0.00	0.00	291,252,000.00	38,069,742.33	0.00	0.00	0.00	38,069,742.33	22,227,667.72	0.00	0.00	0.00	22,227,667.72	0.00	253,182,257.67	5,275,078.05	10,566,996.56
Administration of Personnel Benefits	100000100002000	3,596,000.00	0.00	3,596,000.00	3,596,000.00	0.00	0.00	0.00	3,596,000.00	1,872,560.83	0.00	0.00	0.00	1,872,560.83	1,785,011.19	0.00	0.00	0.00	1,785,011.19	0.00	1,723,439.17	87,549.64	0.00
PS		3,596,000.00	0.00	3,596,000.00	3,596,000.00	0.00	0.00	0.00	3,596,000.00	1,872,560.83	0.00	0.00	0.00	1,872,560.83	1,785,011.19	0.00	0.00	0.00	1,785,011.19	0.00	1,723,439.17	87,549.64	0.00
Sub-Total, General Administration and Support		510,015,000.00	0.00	510,015,000.00	510,015,000.00	0.00	0.00	0.00	510,015,000.00	74,152,324.03	0.00	0.00	0.00	74,152,324.03	42,649,521.76	0.00	0.00	0.00	42,649,521.76	0.00	435,867,675.97	20,935,805.71	10,566,996.56
PS		218,763,000.00	0.00	218,763,000.00	218,763,000.00	0.00	0.00	0.00	218,763,000.00	36,082,581.70	0.00	0.00	0.00	36,082,581.70	20,421,854.04	0.00	0.00	0.00	20,421,854.04	0.00	182,660,418.30	15,660,727.66	0.00
MOOE		291,252,000.00	0.00	291,252,000.00	291,252,000.00	0.00	0.00	0.00	291,252,000.00	38,069,742.33	0.00	0.00	0.00	38,069,742.33	22,227,667.72	0.00	0.00	0.00	22,227,667.72	0.00	253,182,257.67	5,275,078.05	10,566,996.56
FinEx (if Applicable)		0.00	0.00	0.00	0.00	0.00	0.00	0.00	0.00	0.00	0.00	0.00	0.00	0.00	0.00	0.00	0.00	0.00	0.00	0.00	0.00	0.00	0.00
CO		0.00	0.00	0.00	0.00	0.00	0.00	0.00	0.00	0.00	0.00	0.00	0.00	0.00	0.00	0.00	0.00	0.00	0.00	0.00	0.00	0.00	0.00
Support to Operations	2000000000000000	272,154,000.00	0.00	272,154,000.00	272,154,000.00	0.00	0.00	0.00	272,154,000.00	38,620,634.50	0.00	0.00	0.00	38,620,634.50	30,793,189.23	0.00	0.00	0.00	30,793,189.23	0.00	233,533,365.50	7,827,445.27	0.00
Provision of legal advice, legal counselling and legal support to service contract negotiations and hearings; serves as the official legislative liaison to the Congress of the Philippines	200000100001000	35,415,000.00	0.00	35,415,000.00	35,415,000.00	0.00	0.00	0.00	35,415,000.00	6,938,549.06	0.00	0.00	0.00	6,938,549.06	4,870,712.21	0.00	0.00	0.00	4,870,712.21	0.00	28,476,450.94	2,067,836.85	0.00
PS		30,407,000.00	0.00	30,407,000.00	30,407,000.00	0.00	0.00	0.00	30,407,000.00	6,522,666.65	0.00	0.00	0.00	6,522,666.65	4,503,166.66	0.00	0.00	0.00	4,503,166.66	0.00	23,884,333.35	2,019,499.99	0.00
MOOE		5,008,000.00	0.00	5,008,000.00	5,008,000.00	0.00	0.00	0.00	5,008,000.00	415,882.41	0.00	0.00	0.00	415,882.41	367,545.55	0.00	0.00	0.00	367,545.55	0.00	4,992,117.59	48,336.86	0.00
Formulation of policies, plans and programs relative to information and communications technology, geoinformatics and data information management. Ensures effective deployment, utilization and maintenance of ICT	200000100002000	78,316,000.00	0.00	78,316,000.00	78,316,000.00	0.00	0.00	0.00	78,316,000.00	6,611,384.58	0.00	0.00	0.00	6,611,384.58	4,625,913.85	0.00	0.00	0.00	4,625,913.85	0.00	71,704,615.42	1,985,470.73	0.00
PS		28,953,000.00	0.00	28,953,000.00	28,953,000.00	0.00	0.00	0.00	28,953,000.00	6,177,609.36	0.00	0.00	0.00	6,177,609.36	4,255,942.68	0.00	0.00	0.00	4,255,942.68	0.00	22,775,390.64	1,921,666.68	0.00
MOOE		49,363,000.00	0.00	49,363,000.00	49,363,000.00	0.00	0.00	0.00	49,363,000.00	433,775.22	0.00	0.00	0.00	433,775.22	369,971.17	0.00	0.00	0.00	369,971.17	0.00	48,929,224.78	63,804.05	0.00
Provision and conduct of laboratory services in support of exploration and development of indigenous energy resources, as well as, to promote energy efficiency through research and calibration testing	200000100003000	46,902,000.00	0.00	46,902,000.00	46,902,000.00	0.00	0.00	0.00	46,902,000.00	7,126,932.73	0.00	0.00	0.00	7,126,932.73	5,029,363.06	0.00	0.00	0.00	5,029,363.06	0.00	39,775,067.27	2,097,569.67	0.00
PS		31,461,000.00	0.00	31,461,000.00	31,461,000.00	0.00	0.00	0.00	31,461,000.00	6,730,000.01	0.00	0.00	0.00	6,730,000.01	4,641,833.34	0.00	0.00	0.00	4,641,833.34	0.00	24,730,899.99	2,088,166.67	0.00

This report was generated using the Unified Reporting System on 18/04/2022 11:01 version.FAR1.2.5 ; Status : SUBMITTED

Agency/Entity : Office of the Secretary
 Operating Unit : < not applicable >
 Organization Code (UACS) : 09 001 0000000
 Fund Cluster : 01 Regular Agency Fund

X Current Year Appropriations
 Supplemental Appropriations
 Continuing Appropriations

(e.g. UACS Fund Cluster: 01-Regular Agency Fund, 02-Foreign Assisted Projects Fund, 03-Special Account-Locally Funded/Domestic Grants Fund, and 04-Special Account-Foreign Assisted/Foreign Grants Fund)

Particulars	UACS CODE	Appropriations					Allotments		Current Year Obligations					Current Year Disbursements					Balances				
		Authorized Appropriations	Adjustments (Transfers To/From, Modifications/Augmentations)	Adjusted Appropriations	Allotments Received	Adjustments (Reductions, Modifications/Augmentations)	Transfer To	Transfer From	Adjusted Total Allotments	1st Quarter Ending March 31	2nd Quarter Ending June 30	3rd Quarter Ending Sept. 30	4th Quarter Ending Dec. 31	TOTAL	1st Quarter Ending March 31	2nd Quarter Ending June 30	3rd Quarter Ending Sept. 30	4th Quarter Ending Dec. 31	TOTAL	Unreleased Appro	Unobligated Allotments	Unpaid Obligations (15-20)=(23+24)	
		3	4	5=(3+4)	6	7	8	9	10=[(6+)-(7)-8+9]	11	12	13	14	15=(11+12+13+14)	16	17	18	19	20=(16+17+18+19)	21	22	23	24
MOOE		15,441,000.00	0.00	15,441,000.00	15,441,000.00	0.00	0.00	0.00	15,441,000.00	396,932.72	0.00	0.00	0.00	396,932.72	387,529.72	0.00	0.00	0.00	387,529.72	0.00	15,044,067.28	9,403.00	0.00
Extension and enhancement of energy resource exploration, development and utilization, and energy industry management and control activities in the areas of Luzon, Visayas and Mindanao	200000100004000	111,521,000.00	0.00	111,521,000.00	111,521,000.00	0.00	0.00	0.00	111,521,000.00	17,943,768.13	0.00	0.00	0.00	17,943,768.13	16,267,200.11	0.00	0.00	0.00	16,267,200.11	0.00	93,577,231.87	1,676,568.02	0.00
PS		56,809,000.00	0.00	56,809,000.00	56,809,000.00	0.00	0.00	0.00	56,809,000.00	12,262,066.37	0.00	0.00	0.00	12,262,066.37	11,056,151.76	0.00	0.00	0.00	11,056,151.76	0.00	44,546,933.63	1,206,914.61	0.00
MOOE		54,712,000.00	0.00	54,712,000.00	54,712,000.00	0.00	0.00	0.00	54,712,000.00	5,681,701.76	0.00	0.00	0.00	5,681,701.76	5,211,048.35	0.00	0.00	0.00	5,211,048.35	0.00	49,030,298.24	470,653.41	0.00
Sub-Total, Support to Operations		272,154,000.00	0.00	272,154,000.00	272,154,000.00	0.00	0.00	0.00	272,154,000.00	38,620,634.50	0.00	0.00	0.00	38,620,634.50	30,793,189.23	0.00	0.00	0.00	30,793,189.23	0.00	233,533,365.50	7,827,445.27	0.00
PS		147,630,000.00	0.00	147,630,000.00	147,630,000.00	0.00	0.00	0.00	147,630,000.00	31,682,342.39	0.00	0.00	0.00	31,682,342.39	24,457,094.44	0.00	0.00	0.00	24,457,094.44	0.00	115,937,657.61	7,235,247.95	0.00
MOOE		124,524,000.00	0.00	124,524,000.00	124,524,000.00	0.00	0.00	0.00	124,524,000.00	6,928,292.11	0.00	0.00	0.00	6,928,292.11	6,336,094.79	0.00	0.00	0.00	6,336,094.79	0.00	117,595,707.89	592,197.32	0.00
FinEx (if Applicable)		0.00	0.00	0.00	0.00	0.00	0.00	0.00	0.00	0.00	0.00	0.00	0.00	0.00	0.00	0.00	0.00	0.00	0.00	0.00	0.00	0.00	0.00
CO		0.00	0.00	0.00	0.00	0.00	0.00	0.00	0.00	0.00	0.00	0.00	0.00	0.00	0.00	0.00	0.00	0.00	0.00	0.00	0.00	0.00	0.00
Operations	3000000000000000	535,610,000.00	0.00	535,610,000.00	535,610,000.00	0.00	0.00	0.00	535,610,000.00	87,575,448.55	0.00	0.00	0.00	87,575,448.55	74,120,300.91	0.00	0.00	0.00	74,120,300.91	0.00	448,034,551.45	3,355,147.64	10,100,000.00
CO: Required energy supply level attained		478,410,000.00	0.00	478,410,000.00	478,410,000.00	0.00	0.00	0.00	478,410,000.00	79,539,794.73	0.00	0.00	0.00	79,539,794.73	67,706,697.48	0.00	0.00	0.00	67,706,697.48	0.00	398,870,205.27	1,733,097.25	10,100,000.00
NATIONAL AND REGIONAL ENERGY PLANNING PROGRAM		97,180,000.00	0.00	97,180,000.00	97,180,000.00	0.00	0.00	0.00	97,180,000.00	10,245,296.51	0.00	0.00	0.00	10,245,296.51	9,560,508.94	0.00	0.00	0.00	9,560,508.94	0.00	86,934,703.49	684,787.57	0.00
Formulation, updating and monitoring of short, medium and long term national and regional energy policies, plans and programs	310100100001000	97,180,000.00	0.00	97,180,000.00	97,180,000.00	0.00	0.00	0.00	97,180,000.00	10,245,296.51	0.00	0.00	0.00	10,245,296.51	9,560,508.94	0.00	0.00	0.00	9,560,508.94	0.00	86,934,703.49	684,787.57	0.00
PS		40,327,000.00	0.00	40,327,000.00	40,327,000.00	0.00	0.00	0.00	40,327,000.00	8,691,171.90	0.00	0.00	0.00	8,691,171.90	8,631,838.58	0.00	0.00	0.00	8,631,838.58	0.00	31,635,828.10	59,333.32	0.00
MOOE		56,853,000.00	0.00	56,853,000.00	56,853,000.00	0.00	0.00	0.00	56,853,000.00	1,554,124.61	0.00	0.00	0.00	1,554,124.61	928,670.36	0.00	0.00	0.00	928,670.36	0.00	55,298,875.39	625,454.25	0.00
CONVENTIONAL ENERGY DEVELOPMENT PROGRAM		57,585,000.00	0.00	57,585,000.00	57,585,000.00	0.00	0.00	0.00	57,585,000.00	8,363,110.38	0.00	0.00	0.00	8,363,110.38	8,087,736.90	0.00	0.00	0.00	8,087,736.90	0.00	49,221,899.62	275,373.48	0.00
Promotion of exploration, development and production of conventional energy resources	310200100001000	23,057,000.00	0.00	23,057,000.00	23,057,000.00	0.00	0.00	0.00	23,057,000.00	3,786,916.66	0.00	0.00	0.00	3,786,916.66	3,760,250.00	0.00	0.00	0.00	3,760,250.00	0.00	19,270,083.34	26,666.66	0.00
PS		17,677,000.00	0.00	17,677,000.00	17,677,000.00	0.00	0.00	0.00	17,677,000.00	3,776,916.66	0.00	0.00	0.00	3,776,916.66	3,750,250.00	0.00	0.00	0.00	3,750,250.00	0.00	13,900,083.34	26,666.66	0.00
MOOE		5,380,000.00	0.00	5,380,000.00	5,380,000.00	0.00	0.00	0.00	5,380,000.00	10,000.00	0.00	0.00	0.00	10,000.00	10,000.00	0.00	0.00	0.00	10,000.00	0.00	5,370,000.00	0.00	0.00
Supervision and regulation of exploration, development and production of conventional energy resources and technologies	310200100002000	34,528,000.00	0.00	34,528,000.00	34,528,000.00	0.00	0.00	0.00	34,528,000.00	4,576,193.72	0.00	0.00	0.00	4,576,193.72	4,327,486.90	0.00	0.00	0.00	4,327,486.90	0.00	29,951,806.28	248,706.82	0.00
PS		17,657,000.00	0.00	17,657,000.00	17,657,000.00	0.00	0.00	0.00	17,657,000.00	3,809,166.67	0.00	0.00	0.00	3,809,166.67	3,783,750.01	0.00	0.00	0.00	3,783,750.01	0.00	13,847,833.33	25,416.66	0.00
MOOE		16,871,000.00	0.00	16,871,000.00	16,871,000.00	0.00	0.00	0.00	16,871,000.00	767,027.05	0.00	0.00	0.00	767,027.05	543,736.89	0.00	0.00	0.00	543,736.89	0.00	16,103,972.95	223,290.16	0.00
RENEWABLE ENERGY DEVELOPMENT PROGRAM		129,113,000.00	0.00	129,113,000.00	129,113,000.00	0.00	0.00	0.00	129,113,000.00	27,168,675.34	0.00	0.00	0.00	27,168,675.34	23,754,166.70	0.00	0.00	0.00	23,754,166.70	0.00	101,944,324.66	314,506.64	3,100,000.00
Promotion of renewable energy (RE) resources	310300100001000	22,028,000.00	0.00	22,028,000.00	22,028,000.00	0.00	0.00	0.00	22,028,000.00	4,570,807.88	0.00	0.00	0.00	4,570,807.88	4,472,454.41	0.00	0.00	0.00	4,472,454.41	0.00	17,457,192.12	98,353.47	0.00
PS		15,239,000.00	0.00	15,239,000.00	15,239,000.00	0.00	0.00	0.00	15,239,000.00	3,256,580.64	0.00	0.00	0.00	3,256,580.64	3,232,080.65	0.00	0.00	0.00	3,232,080.65	0.00	11,982,419.36	24,499.99	0.00
MOOE		6,789,000.00	0.00	6,789,000.00	6,789,000.00	0.00	0.00	0.00	6,789,000.00	1,314,227.24	0.00	0.00	0.00	1,314,227.24	1,240,373.76	0.00	0.00	0.00	1,240,373.76	0.00	5,474,772.76	73,853.48	0.00

This report was generated using the Unified Reporting System on 18/04/2022 11:05 version FAR1.2.5 ; Status : SUBMITTED

Particulars	UACS CODE	Authorized Appropriations	Appropriations		Current Year Obligations										Current Year Disbursements				Balances		
			Transfers	Adjustments	1st Quarter	2nd Quarter	3rd Quarter	4th Quarter	TOTAL	1st Quarter	2nd Quarter	3rd Quarter	4th Quarter	TOTAL	Unreleased	Unobligated	Unpaid Obligations(15-20)+(21-24)				
					1st Quarter	2nd Quarter	3rd Quarter	4th Quarter	TOTAL	1st Quarter	2nd Quarter	3rd Quarter	4th Quarter	TOTAL	Unreleased	Unobligated	Unpaid Obligations(15-20)+(21-24)				
					Ending March 31	Ending June 30	Ending Sept. 30	Ending Dec. 31	Ending March 31	Ending June 30	Ending Sept. 30	Ending Dec. 31	Ending Dec. 31	Unpaid Obligations(15-20)+(21-24)	Debit Obligations	Credit and Debitables					
Supervision and regulation of exploration, development and utilization of RE resources and technologies	310201000002001	107,866,000.00	0.00	107,866,000.00	0.00	0.00	0.00	0.00	22,697,867.46	19,281,172.29	0.00	0.00	0.00	19,281,172.29	0.00	64,497,322.54	216,155.17	3,100,000.00			
MOCE	64,777,000.00	64,777,000.00	0.00	64,777,000.00	0.00	0.00	0.00	0.00	13,912,167.32	13,915,833.96	0.00	0.00	0.00	13,915,833.96	0.00	50,664,832.66	96,333.34	3,300,000.00			
DOCK	42,286,000.00	42,286,000.00	0.00	42,286,000.00	0.00	0.00	0.00	0.00	8,885,700.14	5,465,338.31	0.00	0.00	0.00	5,465,338.31	0.00	33,627,290.88	119,823.82	0.00			
DOCKSTREAM ENERGY DEVELOPMENT PROGRAM	107,780,000.00	107,780,000.00	0.00	107,780,000.00	0.00	0.00	0.00	0.00	21,217,956.16	14,739,000.86	0.00	0.00	0.00	14,739,000.86	0.00	86,571,044.82	138,874.32	7,000,000.00			
Supply of clean and program by remote accessible projects for the development of and natural gas industries	310401000001000	14,476,000.00	0.00	14,476,000.00	0.00	0.00	0.00	0.00	2,718,116.24	2,692,337.83	0.00	0.00	0.00	2,692,337.83	0.00	11,571,883.76	25,778.41	0.00			
MOCE	12,323,000.00	12,323,000.00	0.00	12,323,000.00	0.00	0.00	0.00	0.00	2,654,730.01	2,637,003.34	0.00	0.00	0.00	2,637,003.34	0.00	9,738,349.99	17,666.87	0.00			
DOCK	2,083,000.00	2,083,000.00	0.00	2,083,000.00	0.00	0.00	0.00	0.00	63,386.23	55,254.49	0.00	0.00	0.00	55,254.49	0.00	2,016,633.77	8,111.74	0.00			
Supervision and regulation of the development of and utilization of RE resources and technologies	31040100002000	53,313,000.00	0.00	53,313,000.00	0.00	0.00	0.00	0.00	18,569,838.94	11,446,743.03	0.00	0.00	0.00	11,446,743.03	0.00	74,153,151.06	113,066.91	7,000,000.00			
MOCE	51,858,000.00	51,858,000.00	0.00	51,858,000.00	0.00	0.00	0.00	0.00	18,569,838.94	11,446,743.03	0.00	0.00	0.00	11,446,743.03	0.00	40,784,666.67	77,028.34	0.00			
DOCK	1,455,000.00	1,455,000.00	0.00	1,455,000.00	0.00	0.00	0.00	0.00	7,486,506.61	450,433.04	0.00	0.00	0.00	450,433.04	0.00	33,968,484.39	36,012.57	7,000,000.00			
ELECTRIC POWER INDUSTRY DEVELOPMENT PROGRAM	86,743,000.00	86,743,000.00	0.00	86,743,000.00	0.00	0.00	0.00	0.00	12,484,757.32	12,165,204.86	0.00	0.00	0.00	12,165,204.86	0.00	74,958,342.68	319,633.34	0.00			
Management of the restructured electric power industry	310501000001000	86,743,000.00	0.00	86,743,000.00	0.00	0.00	0.00	0.00	12,484,757.32	12,165,204.86	0.00	0.00	0.00	12,165,204.86	0.00	74,958,342.68	319,633.34	0.00			
MOCE	53,162,000.00	53,162,000.00	0.00	53,162,000.00	0.00	0.00	0.00	0.00	11,522,288.46	11,442,808.68	0.00	0.00	0.00	11,442,808.68	0.00	41,639,810.66	79,833.32	0.00			
DOCK	33,581,000.00	33,581,000.00	0.00	33,581,000.00	0.00	0.00	0.00	0.00	962,267.92	722,396.00	0.00	0.00	0.00	722,396.00	0.00	32,619,632.06	239,800.32	0.00			
Applied ENERGY EFFICIENCY AND CONSERVATION PROGRAM	36,533,000.00	36,533,000.00	0.00	36,533,000.00	0.00	0.00	0.00	0.00	8,036,653.82	6,413,603.43	0.00	0.00	0.00	6,413,603.43	0.00	49,164,346.18	1,622,060.39	0.00			
Supervision, development and implementation of energy projects	32010100001000	20,799,000.00	0.00	20,799,000.00	0.00	0.00	0.00	0.00	5,403,996.21	4,086,627.31	0.00	0.00	0.00	4,086,627.31	0.00	31,639,131.79	1,313,460.90	0.00			
MOCE	11,871,000.00	11,871,000.00	0.00	11,871,000.00	0.00	0.00	0.00	0.00	3,653,124.53	2,859,854.08	0.00	0.00	0.00	2,859,854.08	0.00	17,056,875.47	792,270.45	0.00			
DOCK	8,928,000.00	8,928,000.00	0.00	8,928,000.00	0.00	0.00	0.00	0.00	2,651,766.69	2,207,999.33	0.00	0.00	0.00	2,207,999.33	0.00	9,243,834.00	16,166.87	0.00			
Promotion of EECF activities and projects	32010100002000	13,544,000.00	0.00	13,544,000.00	0.00	0.00	0.00	0.00	1,025,968.53	248,634.75	0.00	0.00	0.00	248,634.75	0.00	7,818,041.47	777,103.78	0.00			
MOCE	11,749,000.00	11,749,000.00	0.00	11,749,000.00	0.00	0.00	0.00	0.00	1,307,160.33	785,773.22	0.00	0.00	0.00	785,773.22	0.00	12,146,839.67	521,987.81	0.00			
DOCK	1,795,000.00	1,795,000.00	0.00	1,795,000.00	0.00	0.00	0.00	0.00	363,666.66	360,790.00	0.00	0.00	0.00	360,790.00	0.00	1,341,333.34	2,916.96	0.00			
MOCE	11,749,000.00	11,749,000.00	0.00	11,749,000.00	0.00	0.00	0.00	0.00	943,493.87	423,023.22	0.00	0.00	0.00	423,023.22	0.00	10,662,506.33	518,470.45	0.00			
DOCK	2,680,000.00	2,680,000.00	0.00	2,680,000.00	0.00	0.00	0.00	0.00	443,583.35	440,000.01	0.00	0.00	0.00	440,000.01	0.00	2,381,416.65	3,883.34	0.00			
CONDUCT OF ENERGY AID SERVICES	32010100003000	2,680,000.00	0.00	2,680,000.00	0.00	0.00	0.00	0.00	443,583.35	440,000.01	0.00	0.00	0.00	440,000.01	0.00	1,656,416.65	3,883.34	0.00			
MOCE	690,000.00	690,000.00	0.00	690,000.00	0.00	0.00	0.00	0.00	0.00	0.00	0.00	0.00	0.00	0.00	0.00	690,000.00	0.00	0.00			
DOCK	20,870,000.00	20,870,000.00	0.00	20,870,000.00	0.00	0.00	0.00	0.00	2,651,766.61	2,327,976.12	0.00	0.00	0.00	2,327,976.12	0.00	17,865,144.39	303,999.49	0.00			
ALTERNATIVE FUELS AND TECHNOLOGIES PROGRAM	320201000001000	20,267,000.00	0.00	20,267,000.00	0.00	0.00	0.00	0.00	2,651,766.61	2,327,976.12	0.00	0.00	0.00	2,327,976.12	0.00	17,653,214.39	303,999.49	0.00			
Promotion of research, development, demonstration and utilization of alternative fuels and technologies	320201000001000	20,267,000.00	0.00	20,267,000.00	0.00	0.00	0.00	0.00	2,651,766.61	2,327,976.12	0.00	0.00	0.00	2,327,976.12	0.00	17,653,214.39	303,999.49	0.00			

This report was generated using the United Reporting System on 18/04/2022 11:05 version FAR12.5; Status: SUBMITTED

Handwritten signature

Particulars	UACS CODE	Appropriations (Transfers/Reversions/Reallocations)				Current Year Obligations				Current Year Disbursements				Balances				
		Authorized Appropriations	Adjusted Appropriations	Allocations Received	Reversions/Reallocations	1st Quarter Ending March 31	2nd Quarter Ending June 30	3rd Quarter Ending Sept. 30	4th Quarter Ending Dec. 31	TOTAL	1st Quarter Ending March 31	2nd Quarter Ending June 30	3rd Quarter Ending Sept. 30	4th Quarter Ending Dec. 31	TOTAL	Unreleased Appro	Unobligated Allocations	Unpaid Obligations (12/31/24)
PS		6,920,000.00	6,920,000.00	6,920,000.00	0.00	1,482,666.66	0.00	0.00	0.00	1,482,666.66	1,472,666.66	0.00	0.00	0.00	1,472,666.66	0.00	5,437,333.34	9,999.99
MOOE		13,241,000.00	13,241,000.00	13,241,000.00	0.00	1,149,118.96	0.00	0.00	0.00	1,149,118.96	885,209.46	0.00	0.00	0.00	885,209.46	0.00	12,191,881.04	235,809.50
Sub-Total Operations		535,610,000.00	535,610,000.00	535,610,000.00	0.00	87,575,448.55	0.00	0.00	0.00	87,575,448.55	74,120,300.91	0.00	0.00	0.00	74,120,300.91	0.00	448,025,457.46	3,353,147.54
MOOE		295,666,000.00	295,666,000.00	295,666,000.00	0.00	63,613,858.59	0.00	0.00	0.00	63,613,858.59	63,174,209.63	0.00	0.00	0.00	63,174,209.63	0.00	232,052,441.41	439,248.96
FUNCS (Applicable)		239,944,000.00	239,944,000.00	239,944,000.00	0.00	23,961,589.96	0.00	0.00	0.00	23,961,589.96	10,946,091.28	0.00	0.00	0.00	10,946,091.28	0.00	215,972,116.04	23,898,898.58
CO		0.00	0.00	0.00	0.00	0.00	0.00	0.00	0.00	0.00	0.00	0.00	0.00	0.00	0.00	0.00	0.00	0.00
Sub-Total / Agency Specific Budget		1,317,729,000.00	1,317,729,000.00	1,317,729,000.00	0.00	200,346,407.26	0.00	0.00	0.00	200,346,407.26	142,550,011.90	0.00	0.00	0.00	142,550,011.90	0.00	1,117,432,562.25	32,118,288.62
MOOE		662,929,000.00	662,929,000.00	662,929,000.00	0.00	131,388,422.88	0.00	0.00	0.00	131,388,422.88	108,923,257.11	0.00	0.00	0.00	108,923,257.11	0.00	530,870,517.22	23,382,212.57
MOOE		655,720,000.00	655,720,000.00	655,720,000.00	0.00	68,959,824.40	0.00	0.00	0.00	68,959,824.40	39,509,754.79	0.00	0.00	0.00	39,509,754.79	0.00	586,760,075.60	20,666,096.55
FNCS (Applicable)		0.00	0.00	0.00	0.00	0.00	0.00	0.00	0.00	0.00	0.00	0.00	0.00	0.00	0.00	0.00	0.00	0.00
CO		0.00	0.00	0.00	0.00	0.00	0.00	0.00	0.00	0.00	0.00	0.00	0.00	0.00	0.00	0.00	0.00	0.00
II. Automatic Appropriations		59,555,000.00	59,555,000.00	59,555,000.00	0.00	9,018,422.84	0.00	0.00	0.00	9,018,422.84	4,516,933.03	0.00	0.00	0.00	4,516,933.03	0.00	50,538,567.16	4,501,499.81
Specific Budgets of National Government Agencies		59,555,000.00	59,555,000.00	59,555,000.00	0.00	9,018,422.84	0.00	0.00	0.00	9,018,422.84	4,516,933.03	0.00	0.00	0.00	4,516,933.03	0.00	50,538,567.16	4,501,499.81
Retirement and Life Insurance Premiums		59,555,000.00	59,555,000.00	59,555,000.00	0.00	9,018,422.84	0.00	0.00	0.00	9,018,422.84	4,516,933.03	0.00	0.00	0.00	4,516,933.03	0.00	50,538,567.16	4,501,499.81
PS		59,555,000.00	59,555,000.00	59,555,000.00	0.00	9,018,422.84	0.00	0.00	0.00	9,018,422.84	4,516,933.03	0.00	0.00	0.00	4,516,933.03	0.00	50,538,567.16	4,501,499.81
Sub-Total II. Automatic Appropriations		59,555,000.00	59,555,000.00	59,555,000.00	0.00	9,018,422.84	0.00	0.00	0.00	9,018,422.84	4,516,933.03	0.00	0.00	0.00	4,516,933.03	0.00	50,538,567.16	4,501,499.81
MOOE		0.00	0.00	0.00	0.00	0.00	0.00	0.00	0.00	0.00	0.00	0.00	0.00	0.00	0.00	0.00	0.00	0.00
FNCS		0.00	0.00	0.00	0.00	0.00	0.00	0.00	0.00	0.00	0.00	0.00	0.00	0.00	0.00	0.00	0.00	0.00
CO		0.00	0.00	0.00	0.00	0.00	0.00	0.00	0.00	0.00	0.00	0.00	0.00	0.00	0.00	0.00	0.00	0.00
III. Reversion of the Unexpended Allocations charged against P.A. Nos. 11465 and 11464		1,377,334,000.00	1,377,334,000.00	1,377,334,000.00	0.00	209,366,639.92	0.00	0.00	0.00	209,366,639.92	152,079,944.93	0.00	0.00	0.00	152,079,944.93	0.00	1,167,967,160.08	36,619,888.43
PS		721,614,000.00	721,614,000.00	721,614,000.00	0.00	140,426,615.52	0.00	0.00	0.00	140,426,615.52	112,571,182.14	0.00	0.00	0.00	112,571,182.14	0.00	547,207,084.48	27,382,722.28
MOOE		655,720,000.00	655,720,000.00	655,720,000.00	0.00	68,939,924.40	0.00	0.00	0.00	68,939,924.40	39,509,754.79	0.00	0.00	0.00	39,509,754.79	0.00	586,760,075.60	8,783,173.05
Reclassification by CO:																		
I. Agency Specific Budget		535,610,000.00	535,610,000.00	535,610,000.00	0.00	87,575,448.55	0.00	0.00	0.00	87,575,448.55	74,120,300.91	0.00	0.00	0.00	74,120,300.91	0.00	448,025,457.46	3,353,147.54
NATIONAL AND REGIONAL ENERGY PLANNING PROGRAM		67,186,000.00	67,186,000.00	67,186,000.00	0.00	10,245,596.51	0.00	0.00	0.00	10,245,596.51	9,500,508.94	0.00	0.00	0.00	9,500,508.94	0.00	86,934,703.49	684,787.57
CONVENTIONAL ENERGY DEVELOPMENT PROGRAM		67,266,000.00	67,266,000.00	67,266,000.00	0.00	8,363,110.38	0.00	0.00	0.00	8,363,110.38	8,087,736.90	0.00	0.00	0.00	8,087,736.90	0.00	49,227,889.62	279,373.48
RENEWABLE ENERGY DEVELOPMENT PROGRAM		129,113,000.00	129,113,000.00	129,113,000.00	0.00	27,168,873.54	0.00	0.00	0.00	27,168,873.54	23,254,169.70	0.00	0.00	0.00	23,254,169.70	0.00	101,944,324.66	314,598.64
DOMESTIC RURAL ENERGY DEVELOPMENT PROGRAM		107,789,000.00	107,789,000.00	107,789,000.00	0.00	2,127,965.18	0.00	0.00	0.00	2,127,965.18	14,189,000.88	0.00	0.00	0.00	14,189,000.88	0.00	80,511,044.82	138,874.32

This report was generated using the Unified Reporting System on 18/04/2022 11:05 version: FARR 1.2.5 ; Status : SUBMITTED

[Handwritten signature]


Department : Department of Energy (DOE)
 Agency/Entity : Office of the Secretary
 Operating Unit : < not applicable >
 Organization Code (UACS) : 09 001 0000000
 Fund Cluster : 01 Regular Agency Fund

X	Current Year Appropriations
	Supplemental Appropriations
	Continuing Appropriations


(e.g. UACS Fund Cluster: 01-Regular Agency Fund, 02-Foreign Assisted Projects Fund, 03-Special Account-Locally Funded/Domestic Grants Fund, and 04-Special Account-Foreign Assisted/Foreign Grants Fund)

Particulars	UACS CODE	Appropriations		Allotments		Current Year Obligations					Current Year Disbursements				Balances								
		Authorized Appropriations	Adjustments (Transfers To/From, Modifications/Augmentations)	Adjusted Appropriations	Allotments Received	Adjustments (Reductions, Modifications/Augmentations)	Transfer To	Transfer From	Adjusted Total Allotments	1st Quarter Ending March 31	2nd Quarter Ending June 30	3rd Quarter Ending Sept. 30	4th Quarter Ending Dec. 31	TOTAL	1st Quarter Ending March 31	2nd Quarter Ending June 30	3rd Quarter Ending Sept. 30	4th Quarter Ending Dec. 31	TOTAL	Unreleased Appro	Unobligated Allotments	Unpaid Obligations (15-20)=(23+24)	
		3	4	5=(3+4)	6	7	8	9	10=[(6+)-(7)-8+9]	11	12	13	14	15=[(11+12+13+14)]	16	17	18	19	20=[(16+17+18+19)]	21	22	23	24
ELECTRIC POWER INDUSTRY DEVELOPMENT PROGRAM		86,743,000.00	0.00	86,743,000.00	86,743,000.00	0.00	0.00	0.00	86,743,000.00	12,484,757.32	0.00	0.00	0.00	12,484,757.32	12,165,204.08	0.00	0.00	0.00	12,165,204.08	0.00	74,258,242.68	319,553.24	0.00
ENERGY EFFICIENCY AND CONSERVATION PROGRAM		36,933,000.00	0.00	36,933,000.00	36,933,000.00	0.00	0.00	0.00	36,933,000.00	5,403,868.21	0.00	0.00	0.00	5,403,868.21	4,085,627.31	0.00	0.00	0.00	4,085,627.31	0.00	31,529,131.79	1,318,240.90	0.00
ALTERNATIVE FUELS AND TECHNOLOGIES PROGRAM		20,267,000.00	0.00	20,267,000.00	20,267,000.00	0.00	0.00	0.00	20,267,000.00	2,631,785.61	0.00	0.00	0.00	2,631,785.61	2,327,976.12	0.00	0.00	0.00	2,327,976.12	0.00	17,635,214.39	303,809.49	0.00


Certified Correct:


 ELISA B. MORALES
 CHIEF, BUDGET DIVISION
 Date: 2022-04-18 06:01:59


Certified Correct:


 AGUSTUS CESAR A. NAVARRO
 CHIEF, ACCOUNTING DIVISION
 Date: 2022-04-18 06:01:59

Recommending Approval:


 ARACELI A. S. SOLUTA
 DIRECTOR, FINANCIAL SERVICES
 Date: 2022-04-18 06:06:56

Approved By:


 ROBERTO B. UY
 UNDERSECRETARY
 Date: 2022-04-18 06:12:21