

STATEMENT OF APPROPRIATIONS, ALLOTMENTS, OBLIGATIONS, DISBURSEMENTS AND BALANCES

As at the Quarter Ending June 30, 2021

Department: Department of Energy (DOE)
 Agency: Office of the Secretary
 Operating Unit: < not applicable >
 Organization Code (UACS) : 09 001 0000000
 Fund Cluster: 01 Regular Agency Fund

	Current Year Appropriations
	Supplemental Appropriations
X	Continuing Appropriations

(e.g. UACS Fund Cluster: 01-Regular Agency Fund, 02-Foreign Assisted Projects Fund, 03-Special Account-Locally Funded/Domestic Grants Fund, and 04-Special Account-Foreign Assisted/Foreign Grants Fund)

Particulars	UACS CODE	Appropriations			Allotments			Current Year Obligations							Current Year Disbursements					Balances			
		Authorized Appropriations	Adjustments (Transfer To/From, Realignment)	Adjusted Appropriations	Allotments Received	Adjustments (Withdrawal, Realignment)	Transfer To	Transfer From	Adjusted Total Allotments	1st Quarter Ending March 31	2nd Quarter Ending June 30	3rd Quarter Ending Sept. 30	4th Quarter Ending Dec. 31	TOTAL	1st Quarter Ending March 31	2nd Quarter Ending June 30	3rd Quarter Ending Sept. 30	4th Quarter Ending Dec. 31	TOTAL	Unreleased Appro	Unobligated Allotments	Unpaid Obligations	
		3	4	5=(3+4)	6	7	8	9	10=[(9+(-17))-8+9]	11	12	13	14	15=(11+12+13+14)	16	17	18	19	20=(16+17+18+19)	21=(8-10)	22=(10-16)	23	24
I. Continuing Appropriations		167,846,463.88	0.00	167,846,463.88	167,846,463.88	0.00	0.00	0.00	167,846,463.88	10,790,835.02	7,142,775.56	0.00	0.00	17,933,610.58	1,701,410.14	6,828,678.78	0.00	0.00	8,331,088.92	0.00	148,614,853.30	1,907,494.86	7,866,027.00
I. Agency Specific Budget		167,846,463.88	0.00	167,846,463.88	167,846,463.88	0.00	0.00	0.00	167,846,463.88	10,790,835.02	7,142,775.56	0.00	0.00	17,933,610.58	1,701,410.14	6,828,678.78	0.00	0.00	8,331,088.92	0.00	148,614,853.30	1,907,494.86	7,866,027.00
General Administration and Support	10000000000000	21,783,596.93	0.00	21,783,596.93	21,783,596.93	0.00	0.00	0.00	21,783,596.93	8,861,248.42	199,400.29	0.00	0.00	8,860,648.68	1,672,820.74	6,625,933.02	0.00	0.00	8,298,753.76	0.00	12,922,950.25	581,864.92	0.00
General Management and Supervision	100000100001000	21,783,596.93	0.00	21,783,596.93	21,783,596.93	0.00	0.00	0.00	21,783,596.93	8,861,248.42	199,400.29	0.00	0.00	8,860,648.68	1,672,820.74	6,625,933.02	0.00	0.00	8,298,753.76	0.00	12,922,950.25	581,864.92	0.00
PS		230,507.39	0.00	230,507.39	230,507.39	0.00	0.00	0.00	230,507.39	43,782.27	20,181.87	0.00	0.00	63,964.24	37,433.27	26,210.80	0.00	0.00	63,964.07	0.00	186,563.15	300.17	0.00
MOOE		15,303,781.54	0.00	15,303,781.54	15,303,781.54	0.00	0.00	0.00	15,303,781.54	8,617,486.15	178,218.29	0.00	0.00	8,796,704.44	1,635,387.47	6,599,722.22	0.00	0.00	8,235,109.86	0.00	6,507,077.10	581,594.75	0.00
CO		6,249,310.00	0.00	6,249,310.00	6,249,310.00	0.00	0.00	0.00	6,249,310.00	0.00	0.00	0.00	0.00	0.00	0.00	0.00	0.00	0.00	0.00	0.00	6,249,310.00	0.00	0.00
Sub-Total, General Administration and Support		21,783,596.93	0.00	21,783,596.93	21,783,596.93	0.00	0.00	0.00	21,783,596.93	8,861,248.42	199,400.29	0.00	0.00	8,860,648.68	1,672,820.74	6,625,933.02	0.00	0.00	8,298,753.76	0.00	12,922,950.25	581,864.92	0.00
PS		230,507.39	0.00	230,507.39	230,507.39	0.00	0.00	0.00	230,507.39	43,782.27	20,181.87	0.00	0.00	63,964.24	37,433.27	26,210.80	0.00	0.00	63,964.07	0.00	186,563.15	300.17	0.00
MOOE		15,303,781.54	0.00	15,303,781.54	15,303,781.54	0.00	0.00	0.00	15,303,781.54	8,617,486.15	178,218.29	0.00	0.00	8,796,704.44	1,635,387.47	6,599,722.22	0.00	0.00	8,235,109.86	0.00	6,507,077.10	581,594.75	0.00
FinEx (if Applicable)		0.00	0.00	0.00	0.00	0.00	0.00	0.00	0.00	0.00	0.00	0.00	0.00	0.00	0.00	0.00	0.00	0.00	0.00	0.00	0.00	0.00	0.00
CO		6,249,310.00	0.00	6,249,310.00	6,249,310.00	0.00	0.00	0.00	6,249,310.00	0.00	0.00	0.00	0.00	0.00	0.00	0.00	0.00	0.00	0.00	0.00	6,249,310.00	0.00	0.00
Support to Operations	20000000000000	105,428,493.07	0.00	105,428,493.07	105,428,493.07	0.00	0.00	0.00	105,428,493.07	29,259.75	6,943,375.30	0.00	0.00	6,972,635.05	23,014.89	3,745.78	0.00	0.00	26,760.75	0.00	96,465,858.02	1,138,624.30	5,807,250.00
Provision of legal advice, legal counselling and legal support to service contract negotiations and hearings, serves as the official legislative liaison to the Congress of the Philippines	200000100001000	867,130.03	0.00	867,130.03	867,130.03	0.00	0.00	0.00	867,130.03	5,513.96	0.00	0.00	0.00	5,513.96	3,014.89	0.00	0.00	0.00	3,014.96	0.00	861,616.04	2,499.00	0.00
MOOE		867,130.03	0.00	867,130.03	867,130.03	0.00	0.00	0.00	867,130.03	5,513.96	0.00	0.00	0.00	5,513.96	3,014.89	0.00	0.00	0.00	3,014.96	0.00	861,616.04	2,499.00	0.00
Formulation of policies, plans and programs relative to information and communications technology, geo-informatics and data information management. Ensures effective deployment, utilization and maintenance of ICT	200000100000000	96,706,529.91	0.00	96,706,529.91	96,706,529.91	0.00	0.00	0.00	96,706,529.91	0.00	5,807,250.00	0.00	0.00	5,807,250.00	0.00	0.00	0.00	0.00	0.00	0.00	90,898,279.91	0.00	5,807,250.00
MOOE		25,567,258.83	0.00	25,567,258.83	25,567,258.83	0.00	0.00	0.00	25,567,258.83	0.00	2,961,250.00	0.00	0.00	2,961,250.00	0.00	0.00	0.00	0.00	0.00	0.00	22,606,008.83	0.00	2,961,250.00
CO		71,109,271.08	0.00	71,109,271.08	71,109,271.08	0.00	0.00	0.00	71,109,271.08	0.00	2,846,000.00	0.00	0.00	2,846,000.00	0.00	0.00	0.00	0.00	0.00	0.00	68,253,271.08	0.00	2,846,000.00
Provision and conduct of laboratory services in support of exploration and development of indigenous energy resources, as well as, to promote energy efficiency through research and calibration testing	2000001000003000	1,034,076.79	0.00	1,034,076.79	1,034,076.79	0.00	0.00	0.00	1,034,076.79	2,745.78	0.00	0.00	0.00	2,745.78	0.00	2,745.78	0.00	0.00	2,745.78	0.00	1,031,331.03	0.00	0.00
MOOE		1,034,076.79	0.00	1,034,076.79	1,034,076.79	0.00	0.00	0.00	1,034,076.79	2,745.78	0.00	0.00	0.00	2,745.78	0.00	2,745.78	0.00	0.00	2,745.78	0.00	1,031,331.03	0.00	0.00
Extension and enhancement of energy resource	200000100004000	6,820,756.34	0.00	6,820,756.34	6,820,756.34	0.00	0.00	0.00	6,820,756.34	21,000.00	1,156,125.30	0.00	0.00	1,157,125.30	20,000.00	1,000.00	0.00	0.00	21,000.00	0.00	5,663,631.04	1,156,125.30	0.00

This report was generated using the Unified Reporting System on 21/07/2021 11:07 version.FAR.1.1.1; Status: SUBMITTED

Department: Department of Energy (DOE)
 Agency: Office of the Secretary
 Operating Unit: < not applicable >
 Organization Code (UACS): 00 001 0000000
 Fund Cluster: 01 Regular Agency Fund

FF

	Current Year Appropriations
	Supplemental Appropriations
X	Continuing Appropriations

(e.g. UACS Fund Cluster: 01-Regular Agency Fund, 02-Foreign Assisted Projects Fund, 03-Special Account-Locally Funded/Domestic Grants Fund, and 04-Special Account-Foreign Assisted/Foreign Grants Fund)

Particulars	UACS CODE	Appropriations			Allotments			Current Year Obligations					Current Year Disbursements					Balances							
		Authorize Appropriations	Adjustments (Transfer To/From, Realignment)	Adjusted Appropriations	Allotments Received	Adjustments (Withdrawal, Realignment)	Transfer To	Transfer From	Adjusted Total Allotments	1st Quarter Ending March 31	2nd Quarter Ending June 30	3rd Quarter Ending Sept. 30	4th Quarter Ending Dec. 31	TOTAL	1st Quarter Ending March 31	2nd Quarter Ending June 30	3rd Quarter Ending Sept. 30	4th Quarter Ending Dec. 31	TOTAL	Unreleased Appro	Unobligated Allotments	Unpaid Obligations			
		3	4	5=(3+4)	6	7	8	9	10=([8]-[9])	11	12	13	14	15=([11]+[12]+[13]+[14])	16	17	18	19	20=([16]+[17]+[18]+[19])	21=(8-10)	22=(10-16)	23	24		
Exploration, development and utilization; and energy industry management and control activities in the areas of Luzon, Visayas and Mindanao																									
MOOE		6,820,756.34	0.00	6,820,756.34	6,820,756.34	0.00	0.00	0.00	6,820,756.34	21,000.00	1,156,125.30	0.00	0.00	1,157,125.30	20,000.00	1,000.00	0.00	0.00	21,000.00	0.00	5,663,631.04	1,156,125.30	0.00		
Sub-Total, Support to Operations		105,428,493.07	0.00	105,428,493.07	105,428,493.07	0.00	0.00	0.00	105,428,493.07	29,259.75	6,943,375.30	0.00	0.00	6,972,635.05	23,014.69	3,745.76	0.00	0.00	26,760.75	0.00	98,455,858.02	1,139,824.30	5,807,250.00		
PS		0.00	0.00	0.00	0.00	0.00	0.00	0.00	0.00	0.00	0.00	0.00	0.00	0.00	0.00	0.00	0.00	0.00	0.00	0.00	0.00	0.00	0.00	0.00	
MOOE		34,319,221.99	0.00	34,319,221.99	34,319,221.99	0.00	0.00	0.00	34,319,221.99	29,259.75	4,067,375.30	0.00	0.00	4,116,835.05	23,014.69	3,745.76	0.00	0.00	26,760.75	0.00	30,202,586.84	1,138,624.30	2,951,250.00		
FinEx (if Applicable)		0.00	0.00	0.00	0.00	0.00	0.00	0.00	0.00	0.00	0.00	0.00	0.00	0.00	0.00	0.00	0.00	0.00	0.00	0.00	0.00	0.00	0.00	0.00	
CO		71,109,271.08	0.00	71,109,271.08	71,109,271.08	0.00	0.00	0.00	71,109,271.08	0.00	2,856,000.00	0.00	0.00	2,856,000.00	0.00	0.00	0.00	0.00	0.00	0.00	88,253,271.08	0.00	2,856,000.00		
Operations	30000000000000	40,636,371.88	0.00	40,636,371.88	40,636,371.88	0.00	0.00	0.00	40,636,371.88	2,100,328.85	0.00	0.00	0.00	2,100,328.85	5,574.41	0.00	0.00	0.00	5,574.41	0.00	38,536,043.03	206,975.44	1,887,777.00		
OO : Required energy supply level attained		30,847,485.22	0.00	30,847,485.22	30,847,485.22	0.00	0.00	0.00	30,847,485.22	212,549.85	0.00	0.00	0.00	212,549.85	5,574.41	0.00	0.00	0.00	5,574.41	0.00	30,734,935.37	206,975.44	0.00		
NATIONAL AND REGIONAL ENERGY PLANNING PROGRAM		8,086,710.90	0.00	8,086,710.90	8,086,710.90	0.00	0.00	0.00	8,086,710.90	29,373.84	0.00	0.00	0.00	29,373.84	0.00	0.00	0.00	0.00	0.00	0.00	8,057,337.06	29,373.84	0.00		
Formulation, updating and monitoring of short, medium and long term national and regional energy policies, plans and programs	310100100001000	8,086,710.90	0.00	8,086,710.90	8,086,710.90	0.00	0.00	0.00	8,086,710.90	29,373.84	0.00	0.00	0.00	29,373.84	0.00	0.00	0.00	0.00	0.00	0.00	8,037,337.06	29,373.84	0.00		
PS		53,364.84	0.00	53,364.84	53,364.84	0.00	0.00	0.00	53,364.84	0.00	0.00	0.00	0.00	0.00	0.00	0.00	0.00	0.00	0.00	0.00	53,364.84	0.00	0.00		
MOOE		8,013,348.06	0.00	8,013,348.06	8,013,348.06	0.00	0.00	0.00	8,013,348.06	29,373.84	0.00	0.00	0.00	29,373.84	0.00	0.00	0.00	0.00	0.00	0.00	7,983,972.22	29,373.84	0.00		
CONVENTIONAL ENERGY DEVELOPMENT PROGRAM		8,004,313.83	0.00	8,004,313.83	8,004,313.83	0.00	0.00	0.00	8,004,313.83	0.00	0.00	0.00	0.00	0.00	0.00	0.00	0.00	0.00	0.00	0.00	8,004,313.83	0.00	0.00		
Promotion of exploration, development and production of conventional energy resources	310200100001000	573,000.00	0.00	573,000.00	573,000.00	0.00	0.00	0.00	573,000.00	0.00	0.00	0.00	0.00	0.00	0.00	0.00	0.00	0.00	0.00	0.00	573,000.00	0.00	0.00		
MOOE		573,000.00	0.00	573,000.00	573,000.00	0.00	0.00	0.00	573,000.00	0.00	0.00	0.00	0.00	0.00	0.00	0.00	0.00	0.00	0.00	0.00	573,000.00	0.00	0.00		
Supervision and regulation of exploration, development and production of conventional energy resources and technologies	310200100002000	5,431,313.83	0.00	5,431,313.83	5,431,313.83	0.00	0.00	0.00	5,431,313.83	0.00	0.00	0.00	0.00	0.00	0.00	0.00	0.00	0.00	0.00	0.00	5,431,313.83	0.00	0.00		
MOOE		5,431,313.83	0.00	5,431,313.83	5,431,313.83	0.00	0.00	0.00	5,431,313.83	0.00	0.00	0.00	0.00	0.00	0.00	0.00	0.00	0.00	0.00	0.00	5,431,313.83	0.00	0.00		
RENEWABLE ENERGY DEVELOPMENT PROGRAM		4,524,582.81	0.00	4,524,582.81	4,524,582.81	0.00	0.00	0.00	4,524,582.81	5,574.41	0.00	0.00	0.00	5,574.41	5,574.41	0.00	0.00	0.00	5,574.41	0.00	4,519,008.20	0.00	0.00		
Promotion of renewable energy (RE) resources	310300100001000	1,099,543.44	0.00	1,099,543.44	1,099,543.44	0.00	0.00	0.00	1,099,543.44	0.00	0.00	0.00	0.00	0.00	0.00	0.00	0.00	0.00	0.00	0.00	1,099,543.44	0.00	0.00		
MOOE		1,099,543.44	0.00	1,099,543.44	1,099,543.44	0.00	0.00	0.00	1,099,543.44	0.00	0.00	0.00	0.00	0.00	0.00	0.00	0.00	0.00	0.00	0.00	1,099,543.44	0.00	0.00		
Supervision and regulation of exploration, development and utilization of RE resources and technologies	310300100002000	3,425,039.17	0.00	3,425,039.17	3,425,039.17	0.00	0.00	0.00	3,425,039.17	5,574.41	0.00	0.00	0.00	5,574.41	5,574.41	0.00	0.00	0.00	5,574.41	0.00	3,419,464.76	0.00	0.00		
MOOE		3,425,039.17	0.00	3,425,039.17	3,425,039.17	0.00	0.00	0.00	3,425,039.17	5,574.41	0.00	0.00	0.00	5,574.41	5,574.41	0.00	0.00	0.00	5,574.41	0.00	3,419,464.76	0.00	0.00		
DOWNSTREAM ENERGY DEVELOPMENT PROGRAM		6,745,316.88	0.00	6,745,316.88	6,745,316.88	0.00	0.00	0.00	6,745,316.88	137,457.80	0.00	0.00	0.00	137,457.80	0.00	0.00	0.00	0.00	0.00	0.00	6,607,859.28	137,457.80	0.00		
Promotion of plans and programs to ensure sustainable supply for the downstream oil and	310400100001000	577,834.20	0.00	577,834.20	577,834.20	0.00	0.00	0.00	577,834.20	0.00	0.00	0.00	0.00	0.00	0.00	0.00	0.00	0.00	0.00	0.00	577,834.20	0.00	0.00		

This report was generated using the Unified Reporting System on 21/07/2021 11:07 version.FAR1.1.1; Status : SUBMITTED

[Handwritten signature]

Department: Department of Energy (DOE)
 Agency: Office of the Secretary
 Operating Unit: < not applicable >
 Organization Code (UACS): 09 001 0000000
 Fund Cluster: 01 Regular Agency Fund

	Current Year Appropriations
	Supplemental Appropriations
X	Continuing Appropriations

(e.g. UACS Fund Cluster: 01-Regular Agency Fund, 02-Foreign Assisted Projects Fund, 03-Special Account-Locally Funded/Domestic Grants Fund, and 04-Special Account-Foreign Assisted/Foreign Grants Fund)

Particulars	UACS CODE	Appropriations			Allotments		Current Year Obligations					Current Year Disbursements					Balances									
		Authorized Appropriations	Adjustments (Transfer To/From, Realignment)	Adjusted Appropriations	Allotments Received	Adjustments (Withdrawal, Realignment)	Transfer To	Transfer From	Adjusted Total Allotments	1st Quarter Ending March 31	2nd Quarter Ending June 30	3rd Quarter Ending Sept. 30	4th Quarter Ending Dec. 31	TOTAL	1st Quarter Ending March 31	2nd Quarter Ending June 30	3rd Quarter Ending Sept. 30	4th Quarter Ending Dec. 31	TOTAL	Unreleased Appro	Unobligated Allotments	Unpaid Obligations				
		3	4	5=(3+4)	6	7	8	9	10=[(8)+(7)-8+9]	11	12	13	14	15=(11+12+13+14)	16	17	18	19	20=(16+17+18+19)	21=(5-10)	22=(10-18)	23	24			
natural gas industries																										
MOOE		577,834.20	0.00	577,834.20	577,834.20	0.00	0.00	0.00	577,834.20	0.00	0.00	0.00	0.00	0.00	0.00	0.00	0.00	0.00	0.00	0.00	0.00	0.00	577,834.20	0.00	0.00	
Supervision and regulation of the downstream of and natural gas industries	310400100002000	6,167,482.68	0.00	6,167,482.68	6,167,482.68	0.00	0.00	0.00	6,167,482.68	137,457.80	0.00	0.00	0.00	137,457.80	0.00	0.00	0.00	0.00	0.00	0.00	0.00	0.00	6,030,025.08	137,457.80	0.00	
MOOE		6,167,482.68	0.00	6,167,482.68	6,167,482.68	0.00	0.00	0.00	6,167,482.68	137,457.80	0.00	0.00	0.00	137,457.80	0.00	0.00	0.00	0.00	0.00	0.00	0.00	0.00	6,030,025.08	137,457.80	0.00	
ELECTRIC POWER INDUSTRY DEVELOPMENT PROGRAM		5,806,561.00	0.00	5,806,561.00	5,806,561.00	0.00	0.00	0.00	5,806,561.00	40,144.00	0.00	0.00	0.00	40,144.00	0.00	0.00	0.00	0.00	0.00	0.00	0.00	0.00	5,586,417.00	40,144.00	0.00	
Management of the restructured electric power industry	310500100001000	5,806,561.00	0.00	5,806,561.00	5,806,561.00	0.00	0.00	0.00	5,806,561.00	40,144.00	0.00	0.00	0.00	40,144.00	0.00	0.00	0.00	0.00	0.00	0.00	0.00	0.00	5,586,417.00	40,144.00	0.00	
MOOE		5,806,561.00	0.00	5,806,561.00	5,806,561.00	0.00	0.00	0.00	5,806,561.00	40,144.00	0.00	0.00	0.00	40,144.00	0.00	0.00	0.00	0.00	0.00	0.00	0.00	0.00	5,586,417.00	40,144.00	0.00	
OO: Sustainable consumption of energy promoted and achieved		9,688,868.88	0.00	9,688,868.88	9,688,868.88	0.00	0.00	0.00	9,688,868.88	1,887,777.00	0.00	0.00	0.00	1,887,777.00	0.00	0.00	0.00	0.00	0.00	0.00	0.00	0.00	7,801,109.88	0.00	1,887,777.00	
ENERGY EFFICIENCY AND CONSERVATION PROGRAM		6,889,236.05	0.00	6,889,236.05	6,889,236.05	0.00	0.00	0.00	6,889,236.05	1,887,777.00	0.00	0.00	0.00	1,887,777.00	0.00	0.00	0.00	0.00	0.00	0.00	0.00	0.00	4,881,459.05	0.00	1,887,777.00	
Supervision, development and implementation of energy efficiency and conservation programs (EECP) and projects	320100100001000	857,370.03	0.00	857,370.03	857,370.03	0.00	0.00	0.00	857,370.03	0.00	0.00	0.00	0.00	0.00	0.00	0.00	0.00	0.00	0.00	0.00	0.00	0.00	857,370.03	0.00	0.00	
MOOE		857,370.03	0.00	857,370.03	857,370.03	0.00	0.00	0.00	857,370.03	0.00	0.00	0.00	0.00	0.00	0.00	0.00	0.00	0.00	0.00	0.00	0.00	0.00	857,370.03	0.00	0.00	
Promotion of EECP activities and projects	320100100002000	6,834,868.02	0.00	6,834,868.02	6,834,868.02	0.00	0.00	0.00	6,834,868.02	1,887,777.00	0.00	0.00	0.00	1,887,777.00	0.00	0.00	0.00	0.00	0.00	0.00	0.00	0.00	3,847,086.02	0.00	1,887,777.00	
MOOE		6,834,868.02	0.00	6,834,868.02	6,834,868.02	0.00	0.00	0.00	6,834,868.02	1,887,777.00	0.00	0.00	0.00	1,887,777.00	0.00	0.00	0.00	0.00	0.00	0.00	0.00	0.00	3,847,086.02	0.00	1,887,777.00	
Conduct of energy audit services	320100100003000	177,000.00	0.00	177,000.00	177,000.00	0.00	0.00	0.00	177,000.00	0.00	0.00	0.00	0.00	0.00	0.00	0.00	0.00	0.00	0.00	0.00	0.00	0.00	177,000.00	0.00	0.00	
MOOE		177,000.00	0.00	177,000.00	177,000.00	0.00	0.00	0.00	177,000.00	0.00	0.00	0.00	0.00	0.00	0.00	0.00	0.00	0.00	0.00	0.00	0.00	0.00	177,000.00	0.00	0.00	
ALTERNATIVE FUELS AND TECHNOLOGIES PROGRAM		2,819,850.81	0.00	2,819,850.81	2,819,850.81	0.00	0.00	0.00	2,819,850.81	0.00	0.00	0.00	0.00	0.00	0.00	0.00	0.00	0.00	0.00	0.00	0.00	0.00	2,819,850.81	0.00	0.00	
Promotion of research, development, demonstration and utilization of alternative fuels and technologies	320200100001000	2,819,850.81	0.00	2,819,850.81	2,819,850.81	0.00	0.00	0.00	2,819,850.81	0.00	0.00	0.00	0.00	0.00	0.00	0.00	0.00	0.00	0.00	0.00	0.00	0.00	2,819,850.81	0.00	0.00	
MOOE		2,819,850.81	0.00	2,819,850.81	2,819,850.81	0.00	0.00	0.00	2,819,850.81	0.00	0.00	0.00	0.00	0.00	0.00	0.00	0.00	0.00	0.00	0.00	0.00	0.00	2,819,850.81	0.00	0.00	
Sub-Total, Operations		40,836,371.88	0.00	40,836,371.88	40,836,371.88	0.00	0.00	0.00	40,836,371.88	2,100,328.85	0.00	0.00	0.00	2,100,328.85	5,574.41	0.00	0.00	0.00	0.00	5,574.41	0.00	0.00	38,536,045.03	206,975.44	1,887,777.00	
PS		53,364.84	0.00	53,364.84	53,364.84	0.00	0.00	0.00	53,364.84	0.00	0.00	0.00	0.00	0.00	0.00	0.00	0.00	0.00	0.00	0.00	0.00	0.00	53,364.84	0.00	0.00	
MOOE		40,583,007.04	0.00	40,583,007.04	40,583,007.04	0.00	0.00	0.00	40,583,007.04	2,100,328.85	0.00	0.00	0.00	2,100,328.85	5,574.41	0.00	0.00	0.00	0.00	5,574.41	0.00	0.00	38,482,680.19	206,975.44	1,887,777.00	
FinEx (if Applicable)		0.00	0.00	0.00	0.00	0.00	0.00	0.00	0.00	0.00	0.00	0.00	0.00	0.00	0.00	0.00	0.00	0.00	0.00	0.00	0.00	0.00	0.00	0.00	0.00	
CO		0.00	0.00	0.00	0.00	0.00	0.00	0.00	0.00	0.00	0.00	0.00	0.00	0.00	0.00	0.00	0.00	0.00	0.00	0.00	0.00	0.00	0.00	0.00	0.00	
Unobligated Allotment Balances pursuant to RA Nos. 11519 and 11520		0.00	0.00	0.00	0.00	0.00	0.00	0.00	0.00	0.00	0.00	0.00	0.00	0.00	0.00	0.00	0.00	0.00	0.00	0.00	0.00	0.00	0.00	0.00	0.00	
CO		0.00	0.00	0.00	0.00	0.00	0.00	0.00	0.00	0.00	0.00	0.00	0.00	0.00	0.00	0.00	0.00	0.00	0.00	0.00	0.00	0.00	0.00	0.00	0.00	

Department: Department of Energy (DOE)
 Agency: Office of the Secretary
 Operating Unit: < not applicable >
 Organization Code (UACS) : 09 001 0000000
 Fund Cluster: 01 Regular Agency Fund

	Current Year Appropriations
	Supplemental Appropriations
X	Continuing Appropriations

(e.g. UACS Fund Cluster: 01-Regular Agency Fund, 02-Foreign Assisted Projects Fund, 03-Special Account-Locally Funded/Domestic Grants Fund, and 04-Special Account-Foreign Assisted/Foreign Grants Fund)


Particulars	UACS CODE	Appropriations			Allotments					Current Year Obligations					Current Year Disbursements					Balances			
		Authorized Appropriations	Adjustments (Transfer To/From, Realignment)	Adjusted Appropriations	Allotments Received	Adjustments (Withdrawal, Realignment)	Transfer To	Transfer From	Adjusted Total Allotments	1st Quarter Ending March 31	2nd Quarter Ending June 30	3rd Quarter Ending Sept. 30	4th Quarter Ending Dec. 31	TOTAL	1st Quarter Ending March 31	2nd Quarter Ending June 30	3rd Quarter Ending Sept. 30	4th Quarter Ending Dec. 31	TOTAL	Unreleased Appro	Unobligated Allotments	Unpaid Obligations	
																						Due and Demandable	Not Yet Due and Demandable
1	2	3	4	5=(3+4)	6	7	8	9	10=[(8+(-17))-8+9]	11	12	13	14	15=(11+12+13+14)	16	17	18	19	20=(16+17+18+19)	21=(5-10)	22=(10-15)	23	24
GRAND TOTAL		187,848,483.88	0.00	187,848,483.88	187,848,483.88	0.00	0.00	0.00	187,848,483.88	10,790,835.02	7,142,775.56	0.00	0.00	17,933,610.58	1,701,410.14	6,828,878.78	0.00	0.00	8,331,068.92	0.00	148,914,853.30	1,907,494.85	7,856,027.00
PS		283,872.23	0.00	283,872.23	283,872.23	0.00	0.00	0.00	283,872.23	43,782.27	20,161.97	0.00	0.00	83,944.24	37,433.27	26,210.80	0.00	0.00	83,844.07	0.00	219,827.98	300.17	0.00
MOOE		90,206,010.57	0.00	90,206,010.57	90,206,010.57	0.00	0.00	0.00	90,206,010.57	10,747,072.75	4,288,593.58	0.00	0.00	15,013,886.34	1,863,878.87	6,803,487.98	0.00	0.00	8,267,444.85	0.00	75,182,344.23	1,907,194.46	4,838,027.00
FinEx (If Applicable)		0.00	0.00	0.00	0.00	0.00	0.00	0.00	0.00	0.00	0.00	0.00	0.00	0.00	0.00	0.00	0.00	0.00	0.00	0.00	0.00	0.00	0.00
CO		77,358,581.08	0.00	77,358,581.08	77,358,581.08	0.00	0.00	0.00	77,358,581.08	0.00	2,856,000.00	0.00	0.00	2,856,000.00	0.00	0.00	0.00	0.00	0.00	0.00	74,502,581.08	0.00	2,856,000.00


Certified Correct:

Certified Correct:


Recommending Approval:

Approved By:


 ELISA B. MORALES
 Chief, Budget Division
 Date: 6/9


 AGUSTUS CESAR A. NAVARRO
 Chief, Accounting Division
 Date:


 ARACELI A. S. SOLUTA
 Director, Financial Services
 Date:


 ROBERTO B. UY
 Undersecretary