

Department : Department of Energy (DOE)
 Agency/Entity : Office of the Secretary
 Operating Unit : < not applicable >
 Organization Code (UACS) : 06 001 0000000
 Fund Cluster : 01 Regular Agency Fund

X	Current Year Appropriations
	Supplemental Appropriations
	Continuing Appropriations

(e.g. UACS Fund Cluster: 01-Regular Agency Fund, 02-Foreign Assisted Projects Fund, 03-Special Account-Locally Funded/Domestic Grants Fund, and 04-Special Account-Foreign Assisted/Foreign Grants Fund)

Particulars	UACS CDDE	Appropriations			Allotments			Current Year Obligations					Current Year Disbursements					Balances					
		Authorizing Appropriations	Adjustments(Transfers To/From, Modifications/ Augmentations)	Adjusted Appropriations	Allotments Received	Adjustments(Reductions, Modifications/ Augmentations)	Transfer To	Transfer From	Adjusted Total Allotments	1st Quarter Ending March 31	2nd Quarter Ending June 30	3rd Quarter Ending Sept. 30	4th Quarter Ending Dec. 31	TOTAL	1st Quarter Ending March 31	2nd Quarter Ending June 30	3rd Quarter Ending Sept. 30	4th Quarter Ending Dec. 31	TOTAL	Unreleased Appro	Unobligated Allotments	Unpaid Obligations(15-20)=(23+24)	
		3	4	5=(3+4)	6	7	8	9	10=[(8)+(9)-(8+9)]	11	12	13	14	15=(11+12+13+14)	16	17	18	19	20=(16+17+18+19)	21	22	23	24
Provision and conduct of laboratory services in support of exploration and development of indigenous energy resources, as well as, to promote energy efficiency through research and calibration testing	2000001000000000	45,220,000.00	0.00	45,220,000.00	45,220,000.00	0.00	0.00	0.00	45,220,000.00	4,651,508.43	6,163,010.57	0.00	0.00	11,044,617.00	4,343,750.00	6,350,285.75	0.00	0.00	10,694,035.75	0.00	34,175,083.00	350,881.25	0.00
PS		29,779,000.00	0.00	29,779,000.00	29,779,000.00	0.00	0.00	0.00	29,779,000.00	4,808,686.68	5,996,250.02	0.00	0.00	10,547,616.70	4,179,500.00	6,163,916.67	0.00	0.00	10,343,416.67	0.00	19,231,083.30	204,500.00	0.00
MOOE		15,441,000.00	0.00	15,441,000.00	15,441,000.00	0.00	0.00	0.00	15,441,000.00	243,239.75	263,760.55	0.00	0.00	497,000.30	164,250.00	168,369.08	0.00	0.00	350,619.08	0.00	14,943,969.70	148,381.22	0.00
Extension and enhancement of energy resource exploration, development and utilization and energy industry management and control activities in the areas of Luzon, Visayas and Mindanao	2000001000000000	106,037,000.00	0.00	106,037,000.00	106,037,000.00	0.00	0.00	0.00	106,037,000.00	13,977,257.10	13,338,074.22	0.00	0.00	27,315,331.32	10,204,896.45	15,939,558.59	0.00	0.00	26,144,225.04	0.00	78,721,868.68	1,171,108.28	0.00
PS		51,325,000.00	0.00	51,325,000.00	51,325,000.00	0.00	0.00	0.00	51,325,000.00	6,021,333.32	10,262,499.98	0.00	0.00	16,283,833.30	7,305,000.00	10,980,333.33	0.00	0.00	17,965,333.33	0.00	33,041,166.70	318,499.87	0.00
MOOE		54,712,000.00	0.00	54,712,000.00	54,712,000.00	0.00	0.00	0.00	54,712,000.00	5,955,923.78	3,075,574.24	0.00	0.00	6,031,498.02	2,899,896.45	5,278,225.26	0.00	0.00	6,178,891.71	0.00	45,890,501.96	652,808.31	0.00
Sub-Total, Support to Operations		410,068,000.00	0.00	410,068,000.00	410,068,000.00	0.00	0.00	0.00	410,068,000.00	28,056,610.69	47,368,581.54	0.00	0.00	75,487,992.23	22,424,375.41	46,452,839.48	0.00	0.00	68,677,214.87	0.00	334,610,607.77	3,142,177.36	3,438,000.00
PS		133,912,000.00	0.00	133,912,000.00	133,912,000.00	0.00	0.00	0.00	133,912,000.00	20,844,888.70	26,798,280.05	0.00	0.00	47,730,916.75	19,079,500.00	27,632,416.68	0.00	0.00	46,911,918.88	0.00	86,181,083.25	619,000.07	0.00
MOOE		174,874,000.00	0.00	174,874,000.00	174,874,000.00	0.00	0.00	0.00	174,874,000.00	7,114,143.69	20,612,331.49	0.00	0.00	27,726,478.48	3,344,875.41	18,620,422.78	0.00	0.00	21,865,298.19	0.00	147,147,524.52	2,323,177.29	3,438,000.00
FinEx (if Applicable)		0.00	0.00	0.00	0.00	0.00	0.00	0.00	0.00	0.00	0.00	0.00	0.00	0.00	0.00	0.00	0.00	0.00	0.00	0.00	0.00	0.00	0.00
CO		101,282,000.00	0.00	101,282,000.00	101,282,000.00	0.00	0.00	0.00	101,282,000.00	0.00	0.00	0.00	0.00	0.00	0.00	0.00	0.00	0.00	0.00	0.00	101,282,000.00	0.00	0.00
Operations	3000000000000000	548,922,000.00	0.00	548,922,000.00	548,922,000.00	0.00	0.00	0.00	548,922,000.00	56,761,154.24	80,026,430.21	0.00	0.00	136,787,584.45	47,039,384.80	78,635,287.17	0.00	0.00	123,674,851.97	0.00	412,134,415.55	7,887,792.71	5,243,139.77
CO : Required energy supply level attained		487,880,000.00	0.00	487,880,000.00	487,880,000.00	0.00	0.00	0.00	487,880,000.00	50,418,868.85	70,683,921.30	0.00	0.00	121,102,820.15	42,448,585.41	67,398,704.58	0.00	0.00	109,636,289.99	0.00	348,777,079.85	6,021,480.39	5,243,139.77
NATIONAL AND REGIONAL ENERGY PLANNING PROGRAM		97,415,000.00	0.00	97,415,000.00	97,415,000.00	0.00	0.00	0.00	97,415,000.00	7,289,513.50	12,325,944.92	0.00	0.00	19,625,458.42	6,069,500.28	10,137,637.88	0.00	0.00	18,237,137.98	0.00	77,586,541.58	1,811,830.48	1,778,490.00
Formulation, updating and monitoring of short, medium and long term national and regional energy policies, plans and programs	310100100001000	97,415,000.00	0.00	97,415,000.00	97,415,000.00	0.00	0.00	0.00	97,415,000.00	7,289,513.50	12,325,944.92	0.00	0.00	19,625,458.42	6,069,500.28	10,137,637.88	0.00	0.00	18,237,137.98	0.00	77,586,541.58	1,811,830.48	1,778,490.00
PS		40,463,000.00	0.00	40,463,000.00	40,463,000.00	0.00	0.00	0.00	40,463,000.00	5,164,833.32	7,949,749.98	0.00	0.00	14,134,583.30	5,635,000.00	8,288,833.33	0.00	0.00	13,901,833.33	0.00	26,328,416.70	232,749.67	0.00
MOOE		56,853,000.00	0.00	56,853,000.00	56,853,000.00	0.00	0.00	0.00	56,853,000.00	1,114,880.18	4,576,194.94	0.00	0.00	5,690,875.12	464,500.28	1,870,804.55	0.00	0.00	2,335,304.83	0.00	51,162,124.88	1,578,060.49	1,778,490.00
CO		99,000.00	0.00	99,000.00	99,000.00	0.00	0.00	0.00	99,000.00	0.00	0.00	0.00	0.00	0.00	0.00	0.00	0.00	0.00	0.00	0.00	99,000.00	0.00	0.00
CONVENTIONAL ENERGY DEVELOPMENT PROGRAM		59,071,000.00	0.00	59,071,000.00	59,071,000.00	0.00	0.00	0.00	59,071,000.00	6,383,429.76	8,568,088.12	0.00	0.00	14,951,817.88	5,474,130.26	8,798,711.27	0.00	0.00	14,273,841.55	0.00	44,151,462.10	645,676.35	0.00
Promotion of exploration, development and production of conventional energy resources	310200100001000	23,302,000.00	0.00	23,302,000.00	23,302,000.00	0.00	0.00	0.00	23,302,000.00	2,788,833.34	3,854,250.01	0.00	0.00	6,643,083.35	2,542,000.00	4,001,333.33	0.00	0.00	6,543,333.33	0.00	16,858,916.65	99,750.02	0.00
PS		17,922,000.00	0.00	17,922,000.00	17,922,000.00	0.00	0.00	0.00	17,922,000.00	2,778,833.34	3,854,250.01	0.00	0.00	6,333,083.35	2,532,000.00	3,701,333.33	0.00	0.00	6,233,333.33	0.00	11,588,916.65	99,750.02	0.00
MOOE		5,380,000.00	0.00	5,380,000.00	5,380,000.00	0.00	0.00	0.00	5,380,000.00	10,000.00	300,000.00	0.00	0.00	310,000.00	10,000.00	300,000.00	0.00	0.00	310,000.00	0.00	5,070,000.00	0.00	0.00
Supervision and regulation of exploration, development and production of conventional energy resources and technologies	310200100002000	35,789,000.00	0.00	35,789,000.00	35,789,000.00	0.00	0.00	0.00	35,789,000.00	3,574,596.44	4,714,338.11	0.00	0.00	8,278,434.55	2,632,130.28	4,798,377.94	0.00	0.00	7,730,508.22	0.00	27,482,565.45	545,828.33	0.00
PS		18,896,000.00	0.00	18,896,000.00	18,896,000.00	0.00	0.00	0.00	18,896,000.00	2,940,866.68	3,752,999.99	0.00	0.00	6,693,866.67	2,664,000.00	3,867,916.67	0.00	0.00	6,581,916.67	0.00	12,204,333.35	111,749.88	0.00
MOOE		16,871,000.00	0.00	16,871,000.00	16,871,000.00	0.00	0.00	0.00	16,871,000.00	833,929.76	946,838.12	0.00	0.00	1,582,767.90	248,130.28	900,461.27	0.00	0.00	1,148,591.55	0.00	15,288,232.10	434,178.36	0.00

This report was generated using the Unified Reporting System on 21/07/2021 10:41 version: FAR1.2.5 : Status : SUBMITTED

Handwritten signature

Department : Department of Energy (DOE)
 Agency/Entity : Office of the Secretary
 Operating Unit : < not applicable >
 Organization Code (UACS) : 09 001 0000000
 Fund Cluster : 01 Regular Agency Fund

X	Current Year Appropriations
	Supplemental Appropriations
	Continuing Appropriations

(e.g. UACS Fund Cluster: 01-Regular Agency Fund, 02-Foreign Assisted Projects Fund, 03-Special Account-Locally Funded/Domestic Grants Fund, and 04-Special Account-Foreign Assisted/Foreign Grants Fund)


Particulars	UACS CODE	Appropriations			Allotments			Current Year Obligations					Current Year Disbursements					Balances							
		Authorized Appropriations	Adjustments (Increase/Decreases/Modifications/Augmentations)	Adjusted Appropriations	Allotments Received	Adjustments (Reductions/Modifications/Augmentations)	Transfer To	Transfer From	Adjusted Total Allotments	1st Quarter Ending March 31	2nd Quarter Ending June 30	3rd Quarter Ending Sept. 30	4th Quarter Ending Dec. 31	TOTAL	1st Quarter Ending March 31	2nd Quarter Ending June 30	3rd Quarter Ending Sept. 30	4th Quarter Ending Dec. 31	TOTAL	Unreleased Appro	Unobligated Allotments	Unpaid Obligations (18-20)-(23+24)			
		3	4	5=(3+4)	6	7	8	9	10=(8+(-17)-9+9)	11	12	13	14	15=(11+12+13+14)	16	17	18	19	20=(16+17+18+19)	21	22	23	24		
CO		102,551,000.00	0.00	102,551,000.00	102,551,000.00	0.00	0.00	0.00	102,551,000.00	0.00	0.00	0.00	0.00	0.00	0.00	0.00	0.00	0.00	0.00	0.00	0.00	102,551,000.00	0.00	0.00	0.00
Reconciliation by CO:																									
Agency Specific Budget		548,922,000.00	0.00	548,922,000.00	548,922,000.00	0.00	0.00	0.00	548,922,000.00	56,761,154.24	80,096,430.21	0.00	0.00	136,787,584.45	47,036,384.80	76,636,287.17	0.00	0.00	123,674,651.97	0.00	412,134,415.55	7,967,792.71	5,245,136.77		
NATIONAL AND REGIONAL ENERGY PLANNING PROGRAM		97,415,000.00	0.00	97,415,000.00	97,415,000.00	0.00	0.00	0.00	97,415,000.00	7,296,513.50	12,525,944.92	0.00	0.00	19,825,458.42	8,066,500.26	10,137,637.66	0.00	0.00	16,237,137.96	0.00	77,559,541.56	1,811,830.46	1,776,490.00		
CONVENTIONAL ENERGY DEVELOPMENT PROGRAM		59,071,000.00	0.00	59,071,000.00	59,071,000.00	0.00	0.00	0.00	59,071,000.00	6,363,429.76	8,556,088.12	0.00	0.00	14,919,517.80	5,474,130.26	8,796,711.27	0.00	0.00	14,273,841.56	0.00	44,151,482.10	645,676.35	0.00		
RENEWABLE ENERGY DEVELOPMENT PROGRAM		123,862,000.00	0.00	123,862,000.00	123,862,000.00	0.00	0.00	0.00	123,862,000.00	17,888,103.71	16,047,610.04	0.00	0.00	33,736,013.75	14,178,643.63	18,334,073.87	0.00	0.00	32,512,717.70	0.00	90,155,986.25	1,223,296.05	0.00		
DOWNSTREAM ENERGY DEVELOPMENT PROGRAM		98,770,000.00	0.00	98,770,000.00	98,770,000.00	0.00	0.00	0.00	98,770,000.00	9,930,128.10	21,319,529.87	0.00	0.00	31,249,657.77	8,762,696.05	13,066,247.35	0.00	0.00	26,871,933.43	0.00	67,520,342.23	809,074.57	3,468,649.77		
ELECTRIC POWER INDUSTRY DEVELOPMENT PROGRAM		88,732,000.00	0.00	88,732,000.00	88,732,000.00	0.00	0.00	0.00	88,732,000.00	9,137,823.76	12,234,448.56	0.00	0.00	21,372,272.31	7,911,634.67	12,026,034.36	0.00	0.00	19,940,669.35	0.00	67,356,727.66	1,431,602.96	0.00		
ENERGY EFFICIENCY AND CONSERVATION PROGRAM		39,498,000.00	0.00	39,498,000.00	39,498,000.00	0.00	0.00	0.00	39,498,000.00	4,501,895.68	6,463,414.10	0.00	0.00	10,965,309.86	3,181,340.13	6,440,560.84	0.00	0.00	9,621,900.77	0.00	28,543,660.01	1,333,379.22	0.00		
ALTERNATIVE FUELS AND TECHNOLOGIES PROGRAM		41,543,000.00	0.00	41,543,000.00	41,543,000.00	0.00	0.00	0.00	41,543,000.00	1,840,259.50	2,888,064.81	0.00	0.00	4,728,354.31	1,411,449.28	2,804,871.95	0.00	0.00	4,216,421.21	0.00	36,813,645.66	512,933.10	0.00		


Certified Correct:


Certified Correct:


Recommending Approval:

Approved By:


 ELISA B. MORALES
 Chief, Budget Division
 Date:


 AGUSTUS CESAR A. NAVARRO
 Chief, Accounting Division
 Date:


 ARACELI S. SOLUTA
 Director, Financial Services
 Date:


 ROBERTO B. UY
 Undersecretary
 Date:

STATEMENT OF APPROPRIATIONS, ALLOTMENTS, OBLIGATIONS, DISBURSEMENTS AND BALANCES

As at the Quarter Ending June 30, 2021

Department : Department of Energy (DOE)
 Agency/Entity : Office of the Secretary
 Operating Unit : < not applicable >
 Organization Code (UACS) : 09 001 000000
 Fund Cluster : 01 Regular Agency Fund

X	Current Year Appropriations
	Supplemental Appropriations
	Continuing Appropriations

(e.g. UACS Fund Cluster: 01-Regular Agency Fund, 02-Foreign Assisted Projects Fund, 03-Special Account-Locally Funded/Domestic Grants Fund, and 04-Special Account-Foreign Assisted/Foreign Grants Fund)

Particulars	UACS CODE	Appropriations					Allotments		Current Year Obligations							Current Year Disbursements					Balances			
		Authorized Appropriations	Adjustments(Transfers To/From, Modifications/ Augmentations)	Adjusted Appropriations	Allotments Received	Adjustments(Reductions, Modifications/ Augmentations)	Transfer To	Transfer From	Adjusted Total Allotments	1st Quarter Ending March 31	2nd Quarter Ending June 30	3rd Quarter Ending Sept. 30	4th Quarter Ending Dec. 31	TOTAL	1st Quarter Ending March 31	2nd Quarter Ending June 30	3rd Quarter Ending Sept. 30	4th Quarter Ending Dec. 31	TOTAL	Unreleased Appro	Unobligated Allotments	Unpaid Obligations(16-20)=(23+24)		
		3	4	5=(3+4)	6	7	8	9	10=(8+(-17)-8+9)	11	12	13	14	15=(11+12+13+14)	16	17	18	19	20=(16+17+18+19)	21	22	23	24	
Agency Specific Budget		1,433,302,000.00	0.00	1,433,302,000.00	1,433,302,000.00	0.00	0.00	1,433,302,000.00	180,489,721.10	312,238,410.80	0.00	0.00	492,728,132.00	115,336,566.48	237,305,596.45	0.00	0.00	352,645,160.91	0.00	940,984,866.00	86,329,417.12	53,762,553.97		
General Administration and Support	10000000000000	474,312,000.00	0.00	474,312,000.00	474,312,000.00	0.00	0.00	474,312,000.00	85,676,756.17	184,813,399.15	0.00	0.00	280,492,155.32	45,875,804.25	114,217,469.82	0.00	0.00	160,063,284.07	0.00	189,819,844.68	75,319,447.05	45,079,414.20		
General Management and Supervision	100000100001000	470,321,000.00	0.00	470,321,000.00	470,321,000.00	0.00	0.00	470,321,000.00	81,896,429.95	184,801,725.47	0.00	0.00	276,501,155.32	45,875,804.25	110,388,596.16	0.00	0.00	156,264,370.41	0.00	189,819,844.68	75,157,370.71	45,079,414.20		
PS		209,581,000.00	0.00	209,581,000.00	209,581,000.00	0.00	0.00	209,581,000.00	50,432,850.59	101,504,672.84	0.00	0.00	180,937,223.43	32,130,271.84	90,562,157.28	0.00	0.00	122,862,429.12	0.00	48,943,778.57	38,244,794.31	0.00		
MOOE		258,570,000.00	0.00	258,570,000.00	258,570,000.00	0.00	0.00	258,570,000.00	32,466,878.26	83,097,052.83	0.00	0.00	115,563,931.89	13,745,532.41	19,826,408.88	0.00	0.00	33,571,941.29	0.00	144,006,068.11	36,912,576.40	45,079,414.20		
CO		1,170,000.00	0.00	1,170,000.00	1,170,000.00	0.00	0.00	1,170,000.00	0.00	0.00	0.00	0.00	0.00	0.00	0.00	0.00	0.00	0.00	0.00	1,170,000.00	0.00	0.00		
Administration of Personnel Benefits	100000100002000	3,981,000.00	0.00	3,981,000.00	3,981,000.00	0.00	0.00	3,981,000.00	3,779,328.32	211,673.88	0.00	0.00	3,981,000.00	0.00	3,828,923.88	0.00	0.00	3,828,923.88	0.00	0.00	162,076.34	0.00		
PS		3,981,000.00	0.00	3,981,000.00	3,981,000.00	0.00	0.00	3,981,000.00	3,779,328.32	211,673.88	0.00	0.00	3,981,000.00	0.00	3,828,923.88	0.00	0.00	3,828,923.88	0.00	0.00	162,076.34	0.00		
Sub-Total, General Administration and Support		474,312,000.00	0.00	474,312,000.00	474,312,000.00	0.00	0.00	474,312,000.00	95,678,756.17	184,813,399.15	0.00	0.00	280,492,155.32	45,875,804.25	114,217,469.82	0.00	0.00	160,063,284.07	0.00	189,819,844.68	75,319,447.05	45,079,414.20		
PS		213,572,000.00	0.00	213,572,000.00	213,572,000.00	0.00	0.00	213,572,000.00	63,211,878.81	101,716,346.82	0.00	0.00	184,828,223.43	32,130,271.84	94,381,080.84	0.00	0.00	126,521,352.78	0.00	48,843,778.57	38,408,870.85	0.00		
MOOE		258,570,000.00	0.00	258,570,000.00	258,570,000.00	0.00	0.00	258,570,000.00	32,466,878.26	83,097,052.83	0.00	0.00	115,563,931.89	13,745,532.41	19,826,408.88	0.00	0.00	33,571,941.29	0.00	144,006,068.11	36,912,576.40	45,079,414.20		
FinEx (if Applicable)		0.00	0.00	0.00	0.00	0.00	0.00	0.00	0.00	0.00	0.00	0.00	0.00	0.00	0.00	0.00	0.00	0.00	0.00	0.00	0.00	0.00		
CO		1,170,000.00	0.00	1,170,000.00	1,170,000.00	0.00	0.00	1,170,000.00	0.00	0.00	0.00	0.00	0.00	0.00	0.00	0.00	0.00	0.00	0.00	1,170,000.00	0.00	0.00		
Support to Operations	2000000000000000	410,068,000.00	0.00	410,068,000.00	410,068,000.00	0.00	0.00	410,068,000.00	28,058,810.88	47,386,561.54	0.00	0.00	75,457,382.23	22,424,375.41	46,452,838.46	0.00	0.00	68,877,214.87	0.00	334,610,807.77	3,142,177.38	3,438,000.00		
Provision of legal advice, legal counselling and legal support to service contract negotiations and hearings; serves as the official legislative liaison to the Congress of the Philippines	200000100001000	29,578,000.00	0.00	29,578,000.00	29,578,000.00	0.00	0.00	29,578,000.00	4,273,457.82	5,284,883.04	0.00	0.00	9,568,120.86	3,692,755.66	5,533,572.26	0.00	0.00	9,226,328.25	0.00	20,009,879.34	341,792.41	0.00		
PS		24,570,000.00	0.00	24,570,000.00	24,570,000.00	0.00	0.00	24,570,000.00	3,901,696.88	4,862,750.02	0.00	0.00	8,884,416.70	3,567,500.00	5,183,166.87	0.00	0.00	8,750,686.87	0.00	15,685,583.30	133,750.03	0.00		
MOOE		5,008,000.00	0.00	5,008,000.00	5,008,000.00	0.00	0.00	5,008,000.00	371,760.94	311,813.02	0.00	0.00	883,703.86	125,255.99	350,405.39	0.00	0.00	475,881.56	0.00	4,324,296.04	208,042.38	0.00		
Formulation of policies, plans and programs relative to information and communications technology, geo-informatics and data information management. Ensures effective deployment, utilization and maintenance of ICT	200000100002000	229,233,000.00	0.00	229,233,000.00	229,233,000.00	0.00	0.00	229,233,000.00	4,956,186.54	22,572,833.71	0.00	0.00	27,529,020.25	4,193,202.97	18,826,422.86	0.00	0.00	22,812,625.83	0.00	201,703,976.75	1,378,397.42	3,438,000.00		
PS		28,238,000.00	0.00	28,238,000.00	28,238,000.00	0.00	0.00	28,238,000.00	4,413,000.02	5,601,750.03	0.00	0.00	10,014,750.05	4,027,500.00	5,825,000.01	0.00	0.00	9,852,500.01	0.00	18,223,248.85	162,250.04	0.00		
MOOE		89,713,000.00	0.00	89,713,000.00	89,713,000.00	0.00	0.00	89,713,000.00	543,186.52	16,971,083.68	0.00	0.00	17,514,273.20	155,702.97	12,804,422.85	0.00	0.00	12,960,125.82	0.00	82,196,726.80	1,116,147.38	3,438,000.00		
CO		101,282,000.00	0.00	101,282,000.00	101,282,000.00	0.00	0.00	101,282,000.00	0.00	0.00	0.00	0.00	0.00	0.00	0.00	0.00	0.00	0.00	0.00	101,282,000.00	0.00	0.00		