

FY 2021 MONTHLY DISBURSEMENT PROGRAM

(In Thousand Pesos)



Department: Department of Energy (DOE)
 Agency: Office of the Secretary
 Operating Unit: < not applicable >
 Organization Code (UACS) : 09 001 0000000

Particulars	UACS CODE	Total Programs	Tax Rem Advice (TRA)	Net Program	Full Year Requirement																
					QUARTER 1				QUARTER 2				QUARTER 3				QUARTER 4				Full Year
					Jan	Feb	March	Sub Total	April	May	June	Sub Total	July	Aug	Sept	Sub Total	Oct	Nov	Dec	Sub Total	Total
6	7	8	9=6+7+8	10	11	12	13=10+11+12	14	15	16	17=14+15+16	18	19	20	21=18+19+20	22					
PART A																					
I. NOTICE OF CASH ALLOCATION		2,743,722	148,941	2,594,781	170,726	192,626	420,511	783,863	241,972	221,384	184,123	647,479	206,194	155,084	165,136	526,414	191,633	204,631	176,846	573,110	2,530,866
A. Fiscal Year's (FY) Budget		2,198,072	120,953	2,077,119	117,897	139,797	149,690	407,384	194,143	188,555	151,294	533,992	198,027	146,917	156,969	501,913	190,566	203,564	175,785	569,915	2,013,204
New GAA		1,433,302	85,889	1,347,413	62,398	79,483	89,376	231,257	133,829	128,241	90,980	353,050	137,713	86,603	96,655	320,971	130,249	143,247	115,242	388,738	1,294,016
COMPREHENSIVE RELEASE		1,433,302	85,889	1,347,413	62,398	79,483	89,376	231,257	133,829	128,241	90,980	353,050	137,713	86,603	96,655	320,971	130,249	143,247	115,242	388,738	1,294,016
Specific Budgets of National Government	1 01 101	1,433,302	85,889	1,347,413	62,398	79,483	89,376	231,257	133,829	128,241	90,980	353,050	137,713	86,603	96,655	320,971	130,249	143,247	115,242	388,738	1,294,016
PS		639,363	47,274	592,089	36,325	40,647	40,403	117,375	45,673	77,325	40,561	163,559	48,419	40,416	40,416	129,251	40,434	81,379	53,039	174,852	585,037
MOOE		691,388	33,487	657,901	21,073	38,836	48,973	108,882	68,156	50,607	50,281	169,044	69,062	46,049	56,101	171,212	59,677	51,730	52,065	163,472	612,610
CO		102,551	5,128	97,423	5,000	0	0	5,000	20,000	309	138	20,447	20,232	138	138	20,508	30,138	10,138	10,138	50,414	96,369
FOR LATER RELEASE		0	0	0	0	0	0	0	0	0	0	0	0	0	0	0	0	0	0	0	0
Specific Budgets of National Government	1 01 101	0	0	0	0	0	0	0	0	0	0	0	0	0	0	0	0	0	0	0	0
PS		0	0	0	0	0	0	0	0	0	0	0	0	0	0	0	0	0	0	0	0
MOOE		0	0	0	0	0	0	0	0	0	0	0	0	0	0	0	0	0	0	0	0
CO		0	0	0	0	0	0	0	0	0	0	0	0	0	0	0	0	0	0	0	0
Automatic Appropriation		764,770	35,064	729,706	55,499	60,314	60,314	176,127	60,314	60,314	60,314	180,942	60,314	60,314	60,314	180,942	60,317	60,317	60,543	181,177	719,188
Retirement and Life Insurance Premiums	1 04 102	57,797	0	57,797	0	4,815	4,815	9,630	4,815	4,815	4,815	14,445	4,815	4,815	4,815	14,445	4,815	4,815	4,815	4,815	14,445
PS		57,797	0	57,797	0	4,815	4,815	9,630	4,815	4,815	4,815	14,445	4,815	4,815	4,815	14,445	4,815	4,815	4,815	4,815	14,445
Collections from other production shares	1 04 332	706,973	35,064	671,909	55,499	55,499	55,499	166,497	55,499	55,499	55,499	166,497	55,499	55,499	55,499	166,497	55,502	55,502	55,728	166,732	666,223
MOOE		355,952	17,613	338,339	27,873	27,873	27,873	83,619	27,873	27,873	27,873	83,619	27,873	27,873	27,873	83,619	27,876	27,876	28,045	83,797	334,654
CO		351,021	17,451	333,570	27,626	27,626	27,626	82,878	27,626	27,626	27,626	82,878	27,626	27,626	27,626	82,878	27,626	27,626	27,683	82,935	331,569
B. Prior Year (PY) Obligation		545,650	27,988	517,662	52,829	52,829	270,821	376,479	47,829	32,829	32,829	113,487	8,167	8,167	8,167	24,501	1,067	1,067	1,061	3,195	517,662
Prior Year Accounts Payable		545,650	27,988	517,662	52,829	52,829	270,821	376,479	47,829	32,829	32,829	113,487	8,167	8,167	8,167	24,501	1,067	1,067	1,061	3,195	517,662
PS		43,200	3,200	40,000	15,000	10,000	5,000	30,000	10,000	0	0	10,000	0	0	0	-	0	0	0	-	40,000
MOOE		167,010	8,202	158,808	23,577	23,577	23,577	70,731	20,127	20,127	20,127	60,381	8,167	8,167	8,167	24,501	1,067	1,067	1,061	3,195	158,808



Department: Department of Energy (DOE)
 Agency: Office of the Secretary
 Operating Unit: < not applicable >
 Organization Code (UACS): 09 001 0000000

Particulars	UACS CODE	Total Programs	Tax Rem Advice (TRA)	Net Program	Full Year Requirement																	
					QUARTER 1				QUARTER 2				QUARTER 3				QUARTER 4				Full Year	
					Jan	Feb	March	Sub Total	April	May	June	Sub Total	July	Aug	Sept	Sub Total	Oct	Nov	Dec	Sub Total	Total	
1	2	3	4	5	6	7	8	9=6+7+8	10	11	12	13=10+11+12	14	15	16	17=14+15+16	18	19	20	21=18+19+20	22	
CO		335,440	16,586	318,854	14,252	19,252	242,244	275,748	17,702	12,702	12,702	43,106	0	0	0	-	0	0	0	0	0	318,854
TOTAL PROGRAM, PY OBLIGATION		545,650	27,988	517,662	52,829	52,829	270,821	376,479	47,829	32,829	32,829	113,487	8,167	8,167	8,167	24,501	1,067	1,067	1,061	3,195	517,662	
PS		43,200	3,200	40,000	15,000	10,000	5,000	30,000	10,000	0	0	10,000	0	0	0	-	0	0	0	0	-	40,000
MOOE		167,010	8,202	158,808	23,577	23,577	23,577	70,731	20,127	20,127	20,127	60,381	8,167	8,167	8,167	24,501	1,067	1,067	1,061	3,195	158,808	
CO		335,440	16,586	318,854	14,252	19,252	242,244	275,748	17,702	12,702	12,702	43,106	0	0	0	0	0	0	0	0	318,854	
TOTAL NCA PROGRAM		2,743,722	148,941	2,594,781	170,726	192,626	420,511	783,863	241,972	221,384	184,123	647,479	208,194	155,084	165,136	526,414	191,633	204,631	176,846	573,110	2,530,866	
PS		740,360	50,474	689,886	51,325	55,462	50,218	157,005	60,488	82,140	45,376	188,004	53,234	45,231	45,231	143,696	45,249	86,194	57,854	189,297	678,002	
MOOE		1,214,350	59,302	1,155,048	72,523	90,286	100,423	263,232	116,156	98,607	98,281	313,044	105,102	82,089	92,141	279,332	88,620	80,673	81,171	250,464	1,106,072	
CO		789,012	39,165	749,847	46,878	46,878	269,870	363,626	65,328	40,637	40,466	146,431	47,858	27,764	27,764	103,386	57,764	37,764	37,821	133,349	746,792	
IV. TAX REMITTANCE ADVICE		0	148,941	-	12,407	12,409	12,411	37,227	12,412	12,413	12,413	37,238	12,413	12,413	12,413	37,238	12,410	12,410	12,418	37,238	148,941	
PS		0	50,474	-	4,203	4,204	4,205	12,612	4,207	4,207	4,207	12,621	4,208	4,207	4,206	12,621	4,204	4,204	4,212	12,620	50,474	
MOOE		0	59,302	-	4,941	4,941	4,942	14,824	4,942	4,942	4,942	14,826	4,942	4,942	4,942	14,826	4,942	4,942	4,942	14,826	59,302	
CO		0	39,165	-	3,263	3,264	3,264	9,791	3,263	3,264	3,264	9,791	3,263	3,264	3,264	9,791	3,264	3,264	3,264	9,792	39,165	
V. TOTAL DISBURSEMENT PROGRAM		2,743,722	148,941	2,594,781	183,133	205,035	432,922	821,090	254,384	233,797	196,536	684,717	218,607	177,548	177,548	563,652	204,043	217,041	189,264	610,348	2,679,807	
PS		740,360	50,474	689,886	55,528	59,666	54,423	169,617	64,695	86,347	49,583	200,625	57,442	49,438	49,437	156,317	49,453	90,398	62,066	201,917	728,476	
MOOE		1,214,350	59,302	1,155,048	77,464	95,227	105,365	278,056	121,098	103,549	103,223	327,870	110,044	87,031	97,083	294,158	93,562	85,615	86,113	265,290	1,165,374	
CO		789,012	39,165	749,847	50,141	50,142	273,134	373,417	68,591	43,901	43,730	156,222	51,121	31,028	31,028	113,177	61,028	41,028	41,085	143,141	785,957	



Prepared By / Certified Correct :


 ELISA B. MORALES
 Chief, Budget Division
 Date: 


In coordination with / Certified Correct :


 MARIQUITA E. TALAMAYAN
 OIC-Accounting Division
 Date: 

Recommending Approval :


 ARACELI A. S. SOLUTA
 Director, Financial Services
 Date: 

Approved By :


 RAUL B. AGUILOS, CESO I
 Undersecretary
 Date: 