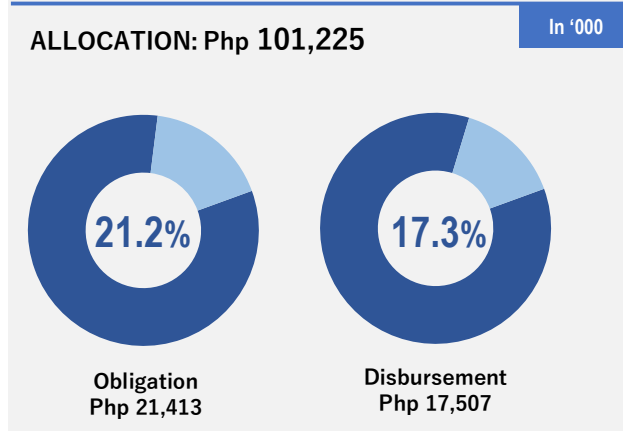


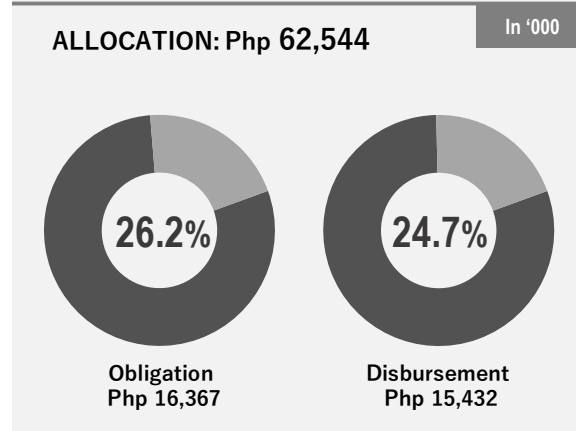
DOE PERFORMANCE DASHBOARD (Regular Programs)

2Q Actual vs FY Targets

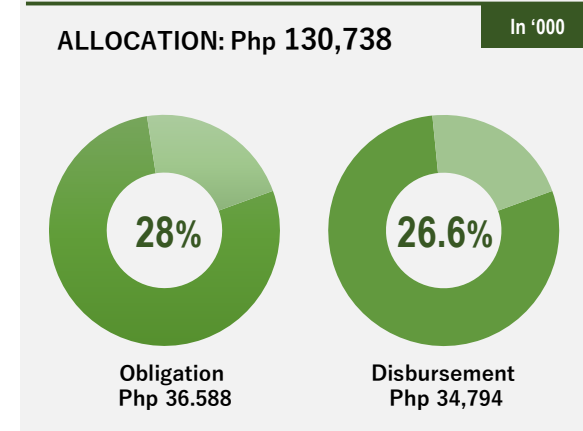
National & Regional Energy Planning	Targets		Actual	
	Target	Actual	Target	Actual
Energy plans prepared and updated	2	1		
Statistical research and studies prepared/updated	40	39		
% of project evaluation and monitoring conducted on time	80%	-		
CEPNS applications processed/evaluated	20	-		



Conventional Energy Development Program	Targets		Actual	
	Target	Actual	Target	Actual
Contracts and/or circulars drafted, prepared and reviewed	5	6		
IECs and other promotional activities conducted	14	12		
Monitoring/inspection activities conducted	117	661		



Renewable Energy Program	Targets		Actual	
	Target	Actual	Target	Actual
% of issuances and permits issued on time	83%	97%		
IECs and other promotional activities conducted	40	66		
Inspections conducted	123	923		



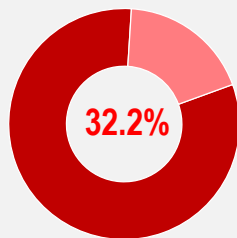
Obligation and Disbursement includes PS and RLIP | Obligation : % of Obligation to Allocation | Disbursement: % of Disbursement to Obligation

DOE PERFORMANCE DASHBOARD (Regular Programs)

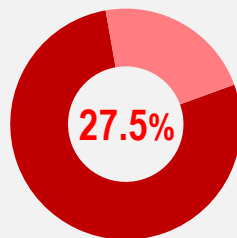
2Q Actual vs FY Targets

Downstream Energy Development Program	Targets		Actual	
	Targets	Actual	Targets	Actual
IECs and other promotional activities conducted	4	3		
Field work activities and operational monitoring activities conducted	136	80		
Issuances/permits/standards drafted and issued	2,803	6,173		
Plans and policies updated/formulated, monitored and recommended	6	13		

ALLOCATION: Php 104,438 In '000



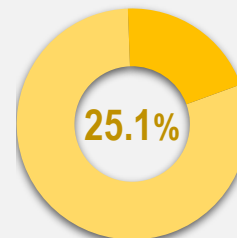
Obligation
Php 23,612



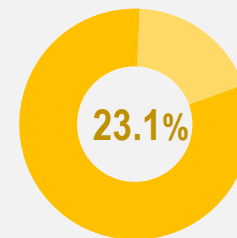
Disbursement
Php 28,762

Electric Power Industry Development Program	Targets		Actual	
	Targets	Actual	Targets	Actual
IEC activities, promotional events and public consultations conducted	2	32		
Plans prepared, updated and disseminated	3	1		
Policies prepared, recommended and/or adopted	11	56		
Applications for COE for investment in the energy sector processed	272	213		

ALLOCATION: Php 93,932 In '000



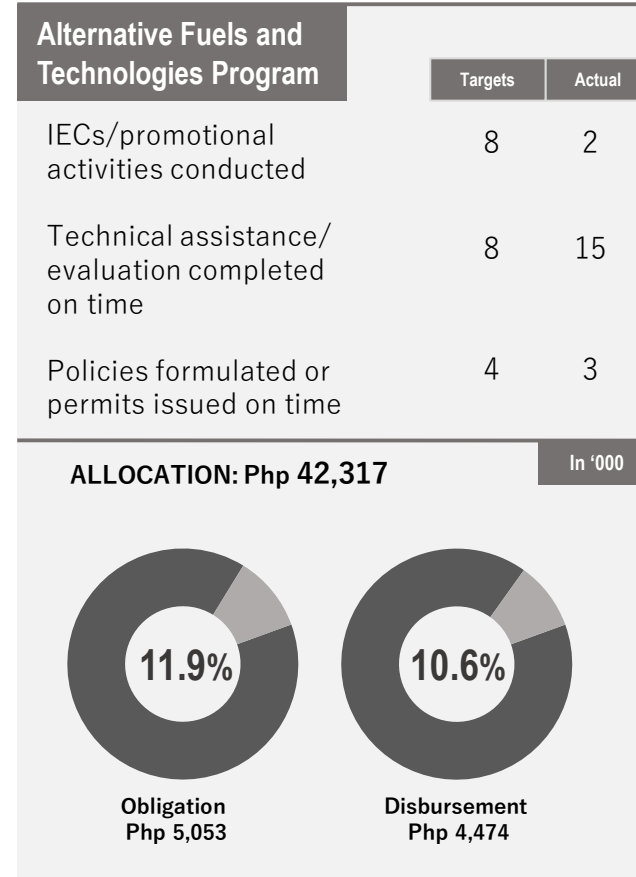
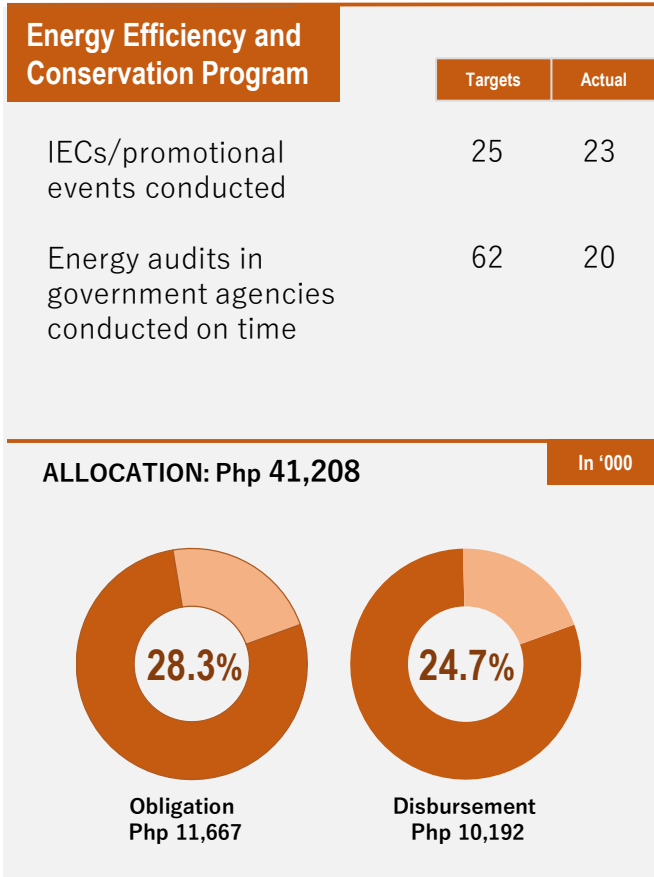
Obligation
Php 23,539



Disbursement
Php 21,674

DOE PERFORMANCE DASHBOARD (Regular Programs)

2Q Actual vs FY Targets

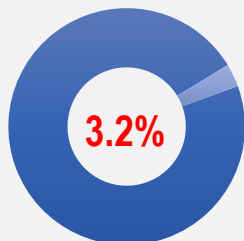


FINANCIAL PERFORMANCE DASHBOARD OF FUND 151

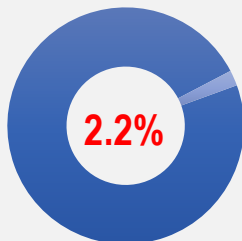
2Q vs FY 2021 (in Php '000)

Oil Industry Deregulation Management Program

ALLOCATION:
Php 12,426



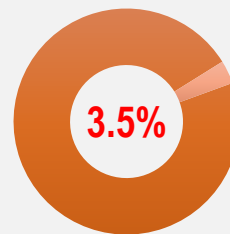
Obligation
Php 403



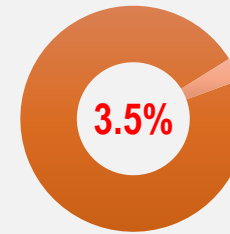
Disbursement
Php 269

Biofuels Program

ALLOCATION:
Php 8,546



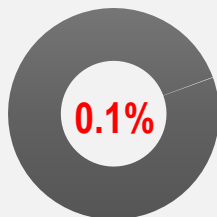
Obligation
Php 295



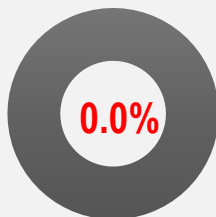
Disbursement
Php 295

Alternative Fuels for Transport and Other Purposes

ALLOCATION:
Php 65,299



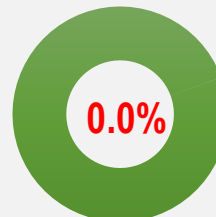
Obligation
Php 43



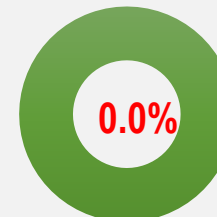
Disbursement
Php 0

National Energy Efficiency and Conservation Program

ALLOCATION:
Php 45,160



Obligation
Php 6

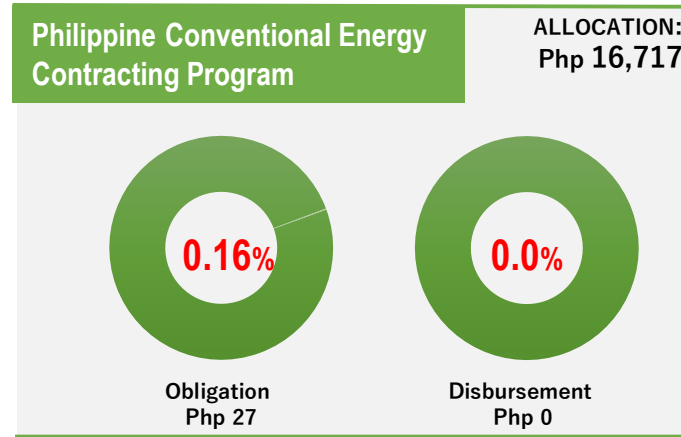
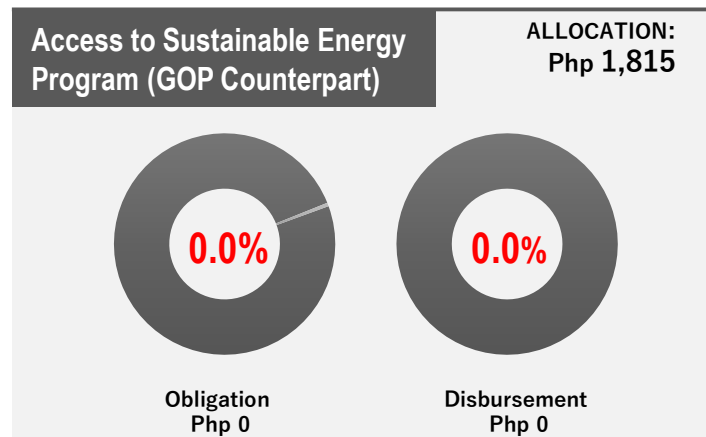
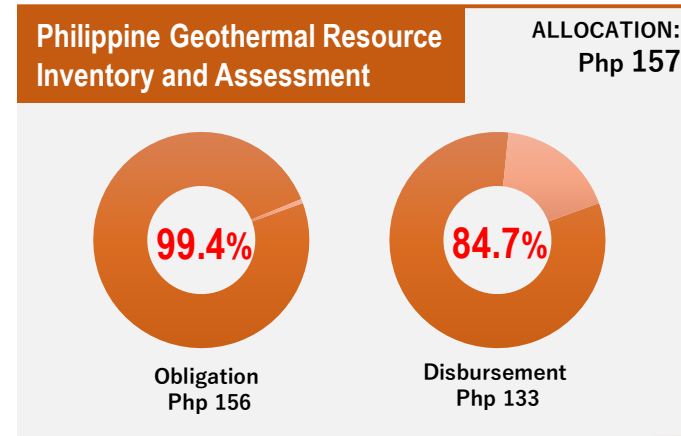
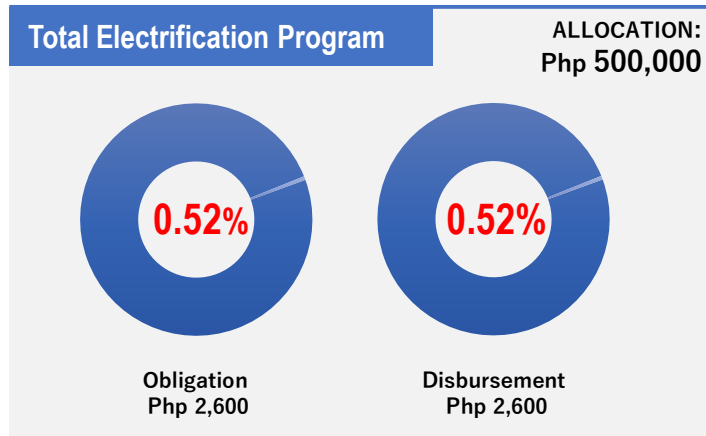


Disbursement
Php 0

Obligation : % of Obligation to Allocation | Disbursement: % of Disbursement to Obligation

FINANCIAL PERFORMANCE DASHBOARD OF FUND 151

2Q vs FY 2021 (in Php '000)



Obligation : % of Obligation to Allocation | Disbursement: % of Disbursement to Obligation

FINANCIAL PERFORMANCE DASHBOARD OF FUND 151

2Q vs FY 2021 (in Php '000)

