

STATEMENT OF APPROPRIATIONS, ALLOTMENTS, OBLIGATIONS, DISBURSEMENTS AND BALANCES
As at the Quarter Ending September 30, 2023


Department : Department of Energy (DOE)
 Agency/Entity : Office of the Secretary
 Operating Unit : < not applicable >
 Organization Code (UACS) : 09 001 0000000
 Fund Cluster : 03 - Special Account - Locally Funded/Domestic Grants Fund

X	Current Year Appropriations
	Supplemental Appropriations
	Continuing Appropriations

(e.g. UACS Fund Cluster: 01-Regular Agency Fund, 02-Foreign Assisted Projects Fund, 03-Special Account-Locally Funded/Domestic Grants Fund, and 04-Special Account-Foreign Assisted/Foreign Grants Fund)

Particulars	UACS CODE	Appropriations					Allotments		Current Year Obligations					Current Year Disbursements					Balances				
		Authorized Appropriations	Adjustments (Transfer To/From, Modifications/ Augmentations)	Adjusted Appropriations	Allotments Received	Adjustments (Reductions, Modifications/ Augmentations)	Transfer To	Transfer From	Adjusted Allotments	1st Quarter Ending March 31	2nd Quarter Ending June 30	3rd Quarter Ending September 30	4th Quarter Ending December 31	Total	1st Quarter Ending March 31	2nd Quarter Ending June 30	3rd Quarter Ending September 30	4th Quarter Ending December 31	Total	Unreleased Appropriations	Unobligated Allotments	Unpaid Obligations (15-20)-(23+24)	
																						Due and Demandable	Not Yet Due and Demandable
1	2	3	4	5=(3+4)	6	7	8	9	10=(8+7)-9	11	12	13	14	15=(11+12+13+14)	16	17	18	19	20=(16+17+18+19)	21	22	23	24
II. Automatic Appropriations		841,072,000.00	0.00	841,072,000.00	840,843,000.00	0.00	0.00	0.00	840,843,000.00	4,065,195.58	74,901,366.42	152,258,252.62	0.00	231,224,814.62	2,156,607.65	8,911,415.09	39,653,582.84	0.00	50,721,605.58	229,000.00	609,618,165.38	67,112,921.72	113,390,287.32
Special Accounts in the General Fund		841,072,000.00	0.00	841,072,000.00	840,843,000.00	0.00	0.00	0.00	840,843,000.00	4,065,195.58	74,901,366.42	152,258,252.62	0.00	231,224,814.62	2,156,607.65	8,911,415.09	39,653,582.84	0.00	50,721,605.58	229,000.00	609,618,165.38	67,112,921.72	113,390,287.32
Collections from other production shares and miscellaneous income		841,072,000.00	0.00	841,072,000.00	840,843,000.00	0.00	0.00	0.00	840,843,000.00	4,065,195.58	74,901,366.42	152,258,252.62	0.00	231,224,814.62	2,156,607.65	8,911,415.09	39,653,582.84	0.00	50,721,605.58	229,000.00	609,618,165.38	67,112,921.72	113,390,287.32
MOOE		482,137,000.00	0.00	482,137,000.00	482,137,000.00	0.00	0.00	0.00	482,137,000.00	4,065,195.58	47,477,377.62	127,019,326.92	0.00	178,561,900.12	2,156,607.65	8,911,415.09	30,642,696.34	0.00	41,710,719.08	0.00	303,575,099.88	24,547,009.72	112,304,171.32
CO		358,935,000.00	0.00	358,935,000.00	358,706,000.00	0.00	0.00	0.00	358,706,000.00	0.00	27,423,988.80	25,238,925.70	0.00	52,662,914.50	0.00	0.00	9,010,886.50	0.00	9,010,886.50	229,000.00	306,043,085.50	42,565,912.00	1,086,116.00
Sub-total II. Automatic Appropriations		841,072,000.00	0.00	841,072,000.00	840,843,000.00	0.00	0.00	0.00	840,843,000.00	4,065,195.58	74,901,366.42	152,258,252.62	0.00	231,224,814.62	2,156,607.65	8,911,415.09	39,653,582.84	0.00	50,721,605.58	229,000.00	609,618,165.38	67,112,921.72	113,390,287.32
PS		0.00	0.00	0.00	0.00	0.00	0.00	0.00	0.00	0.00	0.00	0.00	0.00	0.00	0.00	0.00	0.00	0.00	0.00	0.00	0.00	0.00	0.00
MOOE		482,137,000.00	0.00	482,137,000.00	482,137,000.00	0.00	0.00	0.00	482,137,000.00	4,065,195.58	47,477,377.62	127,019,326.92	0.00	178,561,900.12	2,156,607.65	8,911,415.09	30,642,696.34	0.00	41,710,719.08	0.00	303,575,099.88	24,547,009.72	112,304,171.32
FinEx		0.00	0.00	0.00	0.00	0.00	0.00	0.00	0.00	0.00	0.00	0.00	0.00	0.00	0.00	0.00	0.00	0.00	0.00	0.00	0.00	0.00	0.00
CO		358,935,000.00	0.00	358,935,000.00	358,706,000.00	0.00	0.00	0.00	358,706,000.00	0.00	27,423,988.80	25,238,925.70	0.00	52,662,914.50	0.00	0.00	9,010,886.50	0.00	9,010,886.50	229,000.00	306,043,085.50	42,565,912.00	1,086,116.00
IV. Reversion of the Unobligated Allotments charged against R.A. Nos. 11468 and 11494		0.00	0.00	0.00	0.00	0.00	0.00	0.00	0.00	0.00	0.00	0.00	0.00	0.00	0.00	0.00	0.00	0.00	0.00	0.00	0.00	0.00	0.00
GRAND TOTAL		841,072,000.00	0.00	841,072,000.00	840,843,000.00	0.00	0.00	0.00	840,843,000.00	4,065,195.58	74,901,366.42	152,258,252.62	0.00	231,224,814.62	2,156,607.65	8,911,415.09	39,653,582.84	0.00	50,721,605.58	229,000.00	609,618,165.38	67,112,921.72	113,390,287.32
MOOE		482,137,000.00	0.00	482,137,000.00	482,137,000.00	0.00	0.00	0.00	482,137,000.00	4,065,195.58	47,477,377.62	127,019,326.92	0.00	178,561,900.12	2,156,607.65	8,911,415.09	30,642,696.34	0.00	41,710,719.08	0.00	303,575,099.88	24,547,009.72	112,304,171.32
CO		358,935,000.00	0.00	358,935,000.00	358,706,000.00	0.00	0.00	0.00	358,706,000.00	0.00	27,423,988.80	25,238,925.70	0.00	52,662,914.50	0.00	0.00	9,010,886.50	0.00	9,010,886.50	229,000.00	306,043,085.50	42,565,912.00	1,086,116.00

Certified Correct:




RYAN S. DOMASIG
OIC-CHIEF, BUDGET DIVISION
Date: October 12, 2023 02:33 PM

Certified Correct:




HELEN C. ROLDAN
OIC-CHIEF, ACCOUNTING DIVISION
Date: October 12, 2023 02:33 PM

Recommending Approval By:



AGUSTUS CESAR A. NAVARRO
DIRECTOR, FINANCIAL SERVICES
Date: October 12, 2023 02:33 PM

Approved By:



SHARON S. GARIN
UNDERSECRETARY
Date: October 12, 2023 02:33 PM