




**SUMMARY OF APPROPRIATIONS, ALLOTMENTS, OBLIGATIONS, DISBURSEMENTS AND BALANCES BY OBJECT OF EXPENDITURES**  
As at the Quarter Ending March 31, 2024

Department : Department of Energy (DOE)  
 Agency/Entity : Office of the Secretary  
 Operating Unit : < not applicable >  
 Organization Code (UACS) : 09 001 0000000  
 Fund Cluster : 03 - Special Account - Locally Funded/Domestic Grants Fund  
 (e.g. UACS Fund Cluster: 01-Regular Agency Fund, 02-Foreign Assisted Projects Fund, 03-Special Account-Locally Funded/Domestic Grants Fund, and 04-Special Account-Foreign Assisted/Foreign Grants Fund)


|   |                             |
|---|-----------------------------|
| X | Current Year Appropriations |
|   | Supplemental Appropriations |
|   | Continuing Appropriations   |

| Particulars                              | UACS CODE  | Appropriations            |   |                         | Allotments            |   |             | Obligations   |                       |                             |                            |                                 |                                |                     | Disbursements               |                            |                                 |                                | Balances         |                           |                        |                                    |                            |                     |      |
|--|------------|---------------------------|---|-------------------------|-----------------------|---|-------------|---------------|-----------------------|-----------------------------|----------------------------|---------------------------------|--------------------------------|---------------------|-----------------------------|----------------------------|---------------------------------|--------------------------------|------------------|---------------------------|------------------------|------------------------------------|----------------------------|---------------------|------|
|  |            | Authorized Appropriations | Adjustments (Transfer To/From, Modifications/Auomentations) | Adjusted Appropriations | Allotments Received   | Adjustments (Reductions, Modifications/Augmentations) | Transfer To | Transfer From | Adjusted Allotments   | 1st Quarter Ending March 31 | 2nd Quarter Ending June 30 | 3rd Quarter Ending September 30 | 4th Quarter Ending December 31 | Total               | 1st Quarter Ending March 31 | 2nd Quarter Ending June 30 | 3rd Quarter Ending September 30 | 4th Quarter Ending December 31 | Total            | Unreleased Appropriations | Unobligated Allotments | Unpaid Obligations (15-20)=(23+24) |                            |                     |      |
|  |            |                           |   |                         |                       |   |             |               |                       |                             |                            |                                 |                                |                     |                             |                            |                                 |                                |                  |                           |                        | Due and Demandable                 | Not Yet Due and Demandable |                     |      |
| 1  | 2          | 3                         | 4   | 5=(3+4)                 | 6                     | 7   | 8           | 9             | 10=[(8+(-)-7)-8+9]    | 11                          | 12                         | 13                              | 14                             | 15=(11+12+13+14)    | 16                          | 17                         | 18                              | 19                             | 20=(16+17+18+19) | 21=(5-10)                 | 22=(10-15)             | 23                                 | 24                         |                     |      |
| Power Supply Systems                     | 5060403005 | 300,000,000.00            | 0.00  | 300,000,000.00          | 300,000,000.00        | 0.00  | 0.00        | 0.00          | 300,000,000.00        | 0.00                        | 0.00                       | 0.00                            | 0.00                           | 0.00                | 0.00                        | 0.00                       | 0.00                            | 0.00                           | 0.00             | 0.00                      | 0.00                   | 300,000,000.00                     | 0.00                       | 0.00                | 0.00 |
| Buildings and Other Structures           |            | 14,000,000.00             | 0.00  | 14,000,000.00           | 14,000,000.00         | 0.00  | 0.00        | 0.00          | 14,000,000.00         | 0.00                        | 0.00                       | 0.00                            | 0.00                           | 0.00                | 0.00                        | 0.00                       | 0.00                            | 0.00                           | 0.00             | 0.00                      | 0.00                   | 14,000,000.00                      | 0.00                       | 0.00                | 0.00 |
| Other Structures                         | 5060404099 | 14,000,000.00             | 0.00  | 14,000,000.00           | 14,000,000.00         | 0.00  | 0.00        | 0.00          | 14,000,000.00         | 0.00                        | 0.00                       | 0.00                            | 0.00                           | 0.00                | 0.00                        | 0.00                       | 0.00                            | 0.00                           | 0.00             | 0.00                      | 0.00                   | 14,000,000.00                      | 0.00                       | 0.00                | 0.00 |
| Machinery and Equipment Outlay           |            | 21,105,000.00             | 0.00  | 21,105,000.00           | 21,105,000.00         | 0.00  | 0.00        | 0.00          | 21,105,000.00         | 0.00                        | 0.00                       | 0.00                            | 0.00                           | 0.00                | 0.00                        | 0.00                       | 0.00                            | 0.00                           | 0.00             | 0.00                      | 0.00                   | 21,105,000.00                      | 0.00                       | 0.00                | 0.00 |
| Office Equipment                         | 5060405002 | 585,000.00                | 0.00  | 585,000.00              | 585,000.00            | 0.00  | 0.00        | 0.00          | 585,000.00            | 0.00                        | 0.00                       | 0.00                            | 0.00                           | 0.00                | 0.00                        | 0.00                       | 0.00                            | 0.00                           | 0.00             | 0.00                      | 0.00                   | 585,000.00                         | 0.00                       | 0.00                | 0.00 |
| Information and Communication Technology | 5060405003 | 11,894,000.00             | 0.00  | 11,894,000.00           | 11,894,000.00         | 0.00  | 0.00        | 0.00          | 11,894,000.00         | 0.00                        | 0.00                       | 0.00                            | 0.00                           | 0.00                | 0.00                        | 0.00                       | 0.00                            | 0.00                           | 0.00             | 0.00                      | 0.00                   | 11,894,000.00                      | 0.00                       | 0.00                | 0.00 |
| Technical and Scientific Equipment       | 5060405014 | 8,626,000.00              | 0.00  | 8,626,000.00            | 8,626,000.00          | 0.00  | 0.00        | 0.00          | 8,626,000.00          | 0.00                        | 0.00                       | 0.00                            | 0.00                           | 0.00                | 0.00                        | 0.00                       | 0.00                            | 0.00                           | 0.00             | 0.00                      | 0.00                   | 8,626,000.00                       | 0.00                       | 0.00                | 0.00 |
| Transportation Equipment Outlay          |            | 23,650,000.00             | 0.00  | 23,650,000.00           | 23,650,000.00         | 0.00  | 0.00        | 0.00          | 23,650,000.00         | 0.00                        | 0.00                       | 0.00                            | 0.00                           | 0.00                | 0.00                        | 0.00                       | 0.00                            | 0.00                           | 0.00             | 0.00                      | 0.00                   | 23,650,000.00                      | 0.00                       | 0.00                | 0.00 |
| Motor Vehicles                           | 5060406001 | 23,650,000.00             | 0.00  | 23,650,000.00           | 23,650,000.00         | 0.00  | 0.00        | 0.00          | 23,650,000.00         | 0.00                        | 0.00                       | 0.00                            | 0.00                           | 0.00                | 0.00                        | 0.00                       | 0.00                            | 0.00                           | 0.00             | 0.00                      | 0.00                   | 23,650,000.00                      | 0.00                       | 0.00                | 0.00 |
| Furniture, Fixtures and Books Outlay     |            | 180,000.00                | 0.00  | 180,000.00              | 180,000.00            | 0.00  | 0.00        | 0.00          | 180,000.00            | 0.00                        | 0.00                       | 0.00                            | 0.00                           | 0.00                | 0.00                        | 0.00                       | 0.00                            | 0.00                           | 0.00             | 0.00                      | 0.00                   | 180,000.00                         | 0.00                       | 0.00                | 0.00 |
| Furniture and Fixtures                   | 5060407001 | 180,000.00                | 0.00  | 180,000.00              | 180,000.00            | 0.00  | 0.00        | 0.00          | 180,000.00            | 0.00                        | 0.00                       | 0.00                            | 0.00                           | 0.00                | 0.00                        | 0.00                       | 0.00                            | 0.00                           | 0.00             | 0.00                      | 0.00                   | 180,000.00                         | 0.00                       | 0.00                | 0.00 |
| <b>GRAND TOTAL</b>                       |            | <b>896,014,000.00</b>     | <b>0.00</b>   | <b>896,014,000.00</b>   | <b>896,014,000.00</b> | <b>0.00</b>   | <b>0.00</b> | <b>0.00</b>   | <b>896,014,000.00</b> | <b>9,806,431.90</b>         | <b>0.00</b>                | <b>0.00</b>                     | <b>0.00</b>                    | <b>9,806,431.90</b> | <b>893,496.79</b>           | <b>0.00</b>                | <b>0.00</b>                     | <b>0.00</b>                    | <b>0.00</b>      | <b>893,496.79</b>         | <b>0.00</b>            | <b>896,208,648.10</b>              | <b>3,957,843.62</b>        | <b>4,964,089.49</b> |      |


Certified Correct:

  
 RYAN S. DOMASIG  
 OIC CHIEF, BUDGET DIVISION  
 Date: May 7, 2024 05:31 PM


Certified Correct:

  
 HELEN C. ROLDAN  
 OIC CHIEF, ACCOUNTING DIVISION  
 Date: May 7, 2024 05:31 PM

Recommending Approval By:

  
 AGUSTUS CESAR A. NAVARRO  
 DIRECTOR, FINANCIAL SERVICES  
 Date: May 7, 2024 05:33 PM

Approved By:

  
 SHARON S. GARIN  
 UNDERSECRETARY  
 Date: May 7, 2024 05:35 PM