

FY 2025 FINANCIAL PLAN
(In Thousand Pesos)
(Based on GAA, RA No. 12116)


Department: Department of Energy (DOE)
Agency: Office of the Secretary
Operating Unit: N/A
Organization Code (UACS): 090010000000
Report Status: APPROVED


Particulars (1)	UACS CODE (2)	Current Year's Obligation			Budget Year Obligation Program										
		Actual	Estimate	Total	Total	COMPREHENSIVE RELEASE					FOR LATER RELEASE(Negative List)				
		Jan.1-Sept.30	Oct.1-Dec.31			Q1	Q2	Q3	Q4	Sub Total	Q1	Q2	Q3	Q4	Sub Total
(3)	(4)	(5=3+4)	(6=11+16)	(7)	(8)	(9)	(10)	(11=7+8+9+10)	(12)	(13)	(14)	(15)	(16=12+13+14+15)		
Part A		1,439,709	908,684	2,258,174	3,012,217	656,574	502,438	459,339	502,628	2,120,979	42,750	333,297	423,989	91,202	891,238
Specific Budgets of National Government Agencies	101101	1,105,468	556,692	1,662,160	2,120,979	656,574	502,438	459,339	502,628	2,120,979	-	-	-	-	-
General Administration and Support	1000000000000000	342,143	162,350	504,493	666,992	265,594	137,900	123,658	139,840	666,992	-	-	-	-	-
General Management and Supervision	100000100001000	341,714	160,242	501,956	662,887	264,594	136,900	122,658	138,735	662,887	-	-	-	-	-
PS		110,622	84,750	195,372	216,772	46,739	60,981	46,739	62,313	216,772	-	-	-	-	-
MOOE		215,019	52,503	267,522	299,962	181,317	39,381	39,381	39,883	299,962	-	-	-	-	-
CO		16,073	22,989	39,062	146,153	36,538	36,538	36,538	36,539	146,153	-	-	-	-	-
Administration of Personnel Benefits	100000100002000	429	2,108	2,537	4,105	1,000	1,000	1,000	1,105	4,105	-	-	-	-	-
PS		429	2,108	2,537	4,105	1,000	1,000	1,000	1,105	4,105	-	-	-	-	-
Support to Operations	2000000000000000	306,582	188,928	495,510	655,813	157,714	169,347	157,714	171,038	655,813	-	-	-	-	-
Provision of legal advice, legal counselling and legal support to service contract negotiations and hearings; serves as the official legislative liaison to the Congress of the Philippines	200000100001000	28,248	6,806	35,054	41,523	8,905	11,269	8,905	12,444	41,523	-	-	-	-	-
PS		24,105	4,753	28,858	32,491	6,912	9,276	6,912	9,391	32,491	-	-	-	-	-
MOOE		2,273	1,743	4,016	7,252	1,548	1,548	1,548	2,608	7,252	-	-	-	-	-
CO		1,870	310	2,180	1,780	445	445	445	445	1,780	-	-	-	-	-
Formulation of policies, plans and programs relative to information and communications technology, geo-informatics and data information management. Ensures effective deployment, utilization and maintenance of ICT	200000100002000	99,206	106,713	205,919	365,098	90,284	92,214	90,284	92,316	365,098	-	-	-	-	-
PS		22,942	4,582	27,524	26,207	5,561	7,491	5,561	7,594	26,207	-	-	-	-	-
MOOE		58,307	59,385	117,692	285,091	71,273	71,273	71,273	71,272	285,091	-	-	-	-	-
CO		17,957	42,746	60,703	53,800	13,450	13,450	13,450	13,450	53,800	-	-	-	-	-
Provision and conduct of laboratory services in support of exploration and development of indigenous energy resources, as well as, to promote energy efficiency through research and calibration testing	200000100003000	85,657	14,349	100,006	116,689	27,851	30,415	27,851	30,572	116,689	-	-	-	-	-
PS		27,384	5,596	32,980	34,213	7,232	9,796	7,232	9,953	34,213	-	-	-	-	-
MOOE		8,652	5,804	14,456	15,816	3,954	3,954	3,954	3,954	15,816	-	-	-	-	-
CO		49,621	2,949	52,570	66,660	16,665	16,665	16,665	16,665	66,660	-	-	-	-	-
Extension and enhancement of energy resource exploration, development and utilization; and energy industry management and control activities in the areas of Luzon, Visayas and Mindanao	200000100004000	93,471	61,060	154,531	132,503	30,674	35,449	30,674	35,706	132,503	-	-	-	-	-
PS		46,645	9,304	55,949	64,791	13,746	18,521	13,746	18,778	64,791	-	-	-	-	-
MOOE		40,141	22,351	62,492	61,941	15,485	15,485	15,485	15,486	61,941	-	-	-	-	-
CO		6,685	29,405	36,090	5,771	1,443	1,443	1,443	1,442	5,771	-	-	-	-	-


Particulars	UACS CODE	Current Year's Obligation			Budget Year Obligation Program											
		Actual	Estimate	Total	Total	COMPREHENSIVE RELEASE					FOR LATER RELEASE(Negative List)					
		Jan.1-Sept.30	Oct.1-Dec.31	(5=3+4)	(6=11+16)	Q1	Q2	Q3	Q4	Sub Total	(11=7+8+9+10)	Q1	Q2	Q3	Q4	Sub Total
(1)	(2)	(3)	(4)	(5=3+4)	(6=11+16)	(7)	(8)	(9)	(10)	(11=7+8+9+10)	(12)	(13)	(14)	(15)	(16=12+13+14+15)	
HOUSEHOLD ELECTRIFICATION DEVELOPMENT	3106000000000000	-	-	-	-	-	-	-	-	-	-	-	-	-	-	-
Supervision and monitoring of the Household	310600100001000	-	-	-	-	-	-	-	-	-	-	-	-	-	-	-
PS		-	-	-	-	-	-	-	-	-	-	-	-	-	-	-
MOOE		-	-	-	-	-	-	-	-	-	-	-	-	-	-	-
CO		-	-	-	-	-	-	-	-	-	-	-	-	-	-	-
OO : Sustainable consumption of energy promoted and achieved	3200000000000000	68,005	30,475	98,480	142,003	33,677	37,230	33,677	31,340	135,924						
ENERGY EFFICIENCY AND CONSERVATION PROGRAM	3201000000000000	55,887	22,967	78,854	98,824	23,263	26,071	23,263	26,227	98,824						
Supervision, development and implementation of energy efficiency and conservation programs (EECP) and projects	320100100001000	35,758	10,188	45,946	49,400	11,174	13,465	11,174	13,587	49,400						
PS		21,725	4,302	26,027	31,218	6,628	8,919	6,628	9,043	31,218						
MOOE		10,349	5,704	16,053	17,342	4,336	4,336	4,336	4,334	17,342						
CO		3,684	182	3,866	840	210	210	210	210	840						
Promotion of EECP activities and projects	320100100002000	10,009	5,390	15,399	14,343	3,433	3,730	3,433	3,747	14,343						
PS		3,936	790	4,726	3,978	842	1,139	842	1,155	3,978						
MOOE		6,073	4,600	10,673	10,365	2,591	2,591	2,591	2,592	10,365						
CO		-	-	-	-	-	-	-	-	-						
Conduct of energy audit services	320100100003000	10,120	7,389	17,509	35,081	8,656	8,876	8,656	8,893	35,081						
PS		1,723	358	2,081	2,876	605	825	605	841	2,876						
MOOE		8,397	7,031	15,428	32,205	8,051	8,051	8,051	8,052	32,205						
CO		-	-	-	-	-	-	-	-	-						
ALTERNATIVE FUELS AND TECHNOLOGIES PROGRAM	3202000000000000	12,118	7,508	19,626	18,866	4,336	5,081	4,336	5,113	18,866						
Promotion of research, development, demonstration and utilization of alternative fuels and technologies	320200100001000	12,118	7,508	19,626	18,866	4,336	5,081	4,336	5,113	18,866						
PS		6,841	1,338	8,179	10,148	2,156	2,901	2,156	2,935	10,148						
MOOE		4,910	6,137	11,047	8,718	2,180	2,180	2,180	2,178	8,718						
CO		367	33	400	-	-	-	-	-	-						
ELECTRIC VEHICLE INDUSTRY DEVELOPMENT	3203000000000000	-	-	-	24,313	6,078	6,078	6,078	6,079	24,313						
Supervision/regulation, promotion, research ,	320300100001000	-	-	-	24,313	6,078	6,078	6,078	6,079	24,313						
PS		-	-	-	-	-	-	-	-	-						
MOOE		-	-	-	24,313	6,078	6,078	6,078	6,079	24,313						
CO		-	-	-	-	-	-	-	-	-						
Retirement and Life Insurance Premiums	104102	42,049	18,515	60,564	62,132	-	-	-	-	-	15,533	15,533	15,533	15,533	62,132	
General Administration and Support	1000000000000000	8,698	10,177	18,875	17,706	-	-	-	-	-	4,427	4,427	4,427	4,427	17,706	
General Management and Supervision	100000100001000	8,698	10,177	18,875	17,706	-	-	-	-	-	4,427	4,427	4,427	4,427	17,706	
PS		8,698	7,236	15,934	17,706	-	-	-	-	-	4,427	4,427	4,427	4,427	17,706	
Support to Operations	2000000000000000	10,847	2,711	13,558	14,616	-	-	-	-	-	3,654	3,654	3,654	3,654	14,616	
support to service contract negotiations and hearings; serves as the official legislative liaison to the Congress of the Philippines	200000100001000	2,156	539	2,695	3,012	-	-	-	-	-	753	753	753	753	3,012	
PS		2,156	539	2,695	3,012	-	-	-	-	-	753	753	753	753	3,012	
Formulation of policies, plans and programs relative to information and communications technology, geo-informatics and data information management. Ensures effective deployment, utilization and maintenance of ICT	200000100002000	2,047	512	2,559	2,426	-	-	-	-	-	607	607	607	607	2,426	
PS		2,047	512	2,559	2,426	-	-	-	-	-	607	607	607	607	2,426	

Particulars	UACS CODE	Current Year's Obligation			Budget Year Obligation Program										
		Actual	Estimate	Total	Total	COMPREHENSIVE RELEASE					FOR LATER RELEASE(Negative List)				
		Jan.1-Sept.30	Oct.1-Dec.31			Q1	Q2	Q3	Q4	Sub Total	Q1	Q2	Q3	Q4	Sub Total
(1)	(2)	(3)	(4)	(5=3+4)	(6=11+16)	(7)	(8)	(9)	(10)	(11=7+8+9+10)	(12)	(13)	(14)	(15)	(16=12+13+14+15)
OO : Sustainable consumption of energy promoted and achieved	3200000000000000	3,070	768	3,838	4,471	-	-	-	-	-	1,118	1,118	1,118	1,118	4,471
ENERGY EFFICIENCY AND CONSERVATION PROGRAM	3201000000000000	2,452	613	3,065	3,520	-	-	-	-	-	880	880	880	880	3,520
Supervision, development and implementation of energy efficiency and conservation programs (EECP) and	3201001000010000	1,938	485	2,423	2,876	-	-	-	-	-	719	719	719	719	2,876
PS		1,938	485	2,423	2,876	-	-	-	-	-	719	719	719	719	2,876
Promotion of EECP activities and projects	3201001000020000	360	90	450	377	-	-	-	-	-	94	94	94	94	377
PS		360	90	450	377	-	-	-	-	-	94	94	94	94	377
Conduct of energy audit services	3201001000030000	154	38	192	267	-	-	-	-	-	67	67	67	67	267
PS		154	38	192	267	-	-	-	-	-	67	67	67	67	267
ALTERNATIVE FUELS AND TECHNOLOGIES PROGRAM	3202000000000000	618	155	773	951	-	-	-	-	-	238	238	238	238	951
Promotion of research, development, demonstration and utilization of alternative fuels and technologies	3202001000010000	618	155	773	951	-	-	-	-	-	238	238	238	238	951
PS		618	155	773	951	-	-	-	-	-	238	238	238	238	951
Collections from other production shares and miscellaneous income	104332	244,022	351,992	596,014	891,238	-	-	-	-	-	42,750	333,297	423,989	91,202	891,238
Operations	3000000000000000	244,022	351,992	596,014	891,238	-	-	-	-	-	42,750	333,297	423,989	91,202	891,238
OO : Required energy supply level attained	3100000000000000	66,172	287,047	353,219	618,277	-	-	-	-	-	6,250	242,837	351,424	17,766	618,277
NATIONAL AND REGIONAL ENERGY PLANNING	3101000000000000	24,590	55,352	79,942	45,000	-	-	-	-	-	3,100	11,000	20,000	10,900	45,000
Locally-Funded Project(s)	3101002000000000	24,590	55,352	79,942	49,776	-	-	-	-	-	3,100	11,000	20,000	10,900	45,000
2025 Budgetary Requirements of Nuclear Energy Program Implementing Organization (NEPIO)	3101002000030000	13,722	11,278	25,000	45,000	-	-	-	-	-	3,100	11,000	20,000	10,900	45,000
MOOE		13,722	11,278	25,000	45,000	-	-	-	-	-	3,100	11,000	20,000	10,900	45,000
CO		-	-	-	-	-	-	-	-	-	-	-	-	-	-
Comprehensive Regional Energy Study in the Philippines (CRESP)	3101002000030000	10,868	44,074	54,942	4,776	-	-	-	-	-	500	2,000	2,000	276	4,776
MOOE		10,868	44,074	54,942	4,776	-	-	-	-	-	500	2,000	2,000	276	4,776
CO		-	-	-	-	-	-	-	-	-	-	-	-	-	-
CONVENTIONAL ENERGY DEVELOPMENT PROGRAM	3102000000000000	21,864	13,952	35,816	35,816	-	-	-	-	-	1,200	16,200	16,200	2,216	35,816
Locally-Funded Project(s)	3102002000000000	21,864	13,952	35,816	35,816	-	-	-	-	-	1,200	16,200	16,200	2,216	35,816
Philippine Conventional Energy Contracting Program (PCECP) and Basic Offshore Safety Induction and Energy Training	3102002000010000	21,864	13,952	35,816	35,816	-	-	-	-	-	1,200	16,200	16,200	2,216	35,816
MOOE		21,864	13,952	35,816	35,816	-	-	-	-	-	1,200	16,200	16,200	2,216	35,816
CO		-	-	-	-	-	-	-	-	-	-	-	-	-	-
RENEWABLE ENERGY DEVELOPMENT PROGRAM	3103000000000000	3,544	3,997	7,541	7,541	-	-	-	-	-	300	3,000	3,380	861	7,541
Locally-Funded Project(s)	3103002000000000	3,544	3,997	7,541	7,541	-	-	-	-	-	300	3,000	3,380	861	7,541
Biofuels Program	3103002000020000	3,544	3,997	7,541	7,541	-	-	-	-	-	300	3,000	3,380	861	7,541
MOOE		3,465	3,996	7,461	7,461	-	-	-	-	-	300	3,000	3,300	861	7,461
CO		79	1	80	80	-	-	-	-	-	-	-	80	80	
DOWNSTREAM ENERGY DEVELOPMENT PROGRAM	3104000000000000	13,732	16,188	29,920	29,920	-	-	-	-	-	1,500	17,437	8,244	2,739	29,920
Locally-Funded Project(s)	3104002000000000	13,732	16,188	29,920	29,920	-	-	-	-	-	1,500	17,437	8,244	2,739	29,920
Oil Industry Deregulation Management Program	3104002000010000	13,732	16,188	29,920	29,920	-	-	-	-	-	1,500	17,437	8,244	2,739	29,920
MOOE		13,732	2,258	15,990	15,990	-	-	-	-	-	1,500	8,151	3,600	2,739	15,990
CO		-	13,930	13,930	13,930	-	-	-	-	-	-	9,286	4,644	-	13,930

Particulars	UACS CODE	Current Year's Obligation			Budget Year Obligation Program											
		Actual	Estimate	Total	Total	COMPREHENSIVE RELEASE					FOR LATER RELEASE (Negative List)					
		Jan.1-Sept.30	Oct.1-Dec.31	(5=3+4)	(6=11+16)	Q1	Q2	Q3	Q4	Sub Total	Q1	Q2	Q3	Q4	Sub Total	
(1)	(2)	(3)	(4)	(5=3+4)	(6=11+16)	(7)	(8)	(9)	(10)	(11=7+8+9+10)	(12)	(13)	(14)	(15)	(16=12+13+14+15)	
ELECTRIC POWER INDUSTRY DEVELOPMENT PROGRAM	3105000000000000	2,442	197,558	200,000	500,000						-	150	195,200	303,600	1,050	500,000
Locally-Funded Project(s)	3105002000000000	2,442	197,558	200,000	500,000						-	150	195,200	303,600	1,050	500,000
Total Electrification Program	3105002000004000	2,442	197,558	200,000	500,000							150	195,200	303,600	1,050	500,000
PS		-	-	-	-							-	-	-	-	-
MOOE		2,442	197,558	200,000	200,000							150	195,200	3,600	1,050	200,000
CO		-	300,000	300,000	300,000							-	-	300,000	-	300,000
OO : Sustainable consumption of energy promoted and achieved	3200000000000000	177,850	64,945	242,795	272,961							36,500	90,460	72,565	73,436	272,961
ENERGY EFFICIENCY AND CONSERVATION PROGRAM	3201000000000000	134,316	43,979	178,295	208,461							35,000	45,460	66,365	61,636	208,461
Locally-Funded Project(s)	3201002000000000	134,316	43,979	178,295	208,461							35,000	45,460	66,365	61,636	208,461
National Energy Efficiency and Conservation Program	3201002000001000	134,316	43,979	178,295	208,461							35,000	45,460	66,365	61,636	208,461
MOOE		126,076	41,294	167,370	197,836							35,000	40,000	61,200	61,636	197,836
CO		8,240	2,685	10,925	10,625							-	5,460	5,165	-	10,625
ALTERNATIVE FUELS AND TECHNOLOGIES PROGRAM	3202000000000000	43,534	20,966	64,500	64,500							1,500	45,000	6,200	11,800	64,500
Locally-Funded Project(s)	3202002000000000	43,534	20,966	64,500	64,500							1,500	45,000	6,200	11,800	64,500
Alternative Fuels for Transportation and Other Purposes	3202002000001000	43,534	20,966	64,500	64,500							1,500	45,000	6,200	11,800	64,500
MOOE		15,401	15,099	30,500	30,500							1,500	25,000	1,200	2,800	30,500
CO		28,133	5,867	34,000	34,000							-	20,000	5,000	9,000	34,000
III. Special Purpose Fund		48,170	12,554	60,724	-											
Pension and Gratuity Fund	101407	7,235	-	7,235	-											
Pension and Gratuity Fund	4008000000000000	7,235	-	7,235	-											
For Payment of retirement	4008000000002000	-	-	-	-											
PS		-	-	-	-											
For payment of terminal leave benefits	4008000000004000	7,235	-	7,235	-											
MOOE		-	-	-	-											
Miscellaneous Personnel Benefits Fund	101407	40,935	12,554	53,489	-											
Miscellaneous Personnel Benefits Fund	4008000000000000	40,935	12,554	53,489	-											
For Payment of Salary adjustment	4008000000002000	-	-	-	-											
PS		-	-	-	-											
For payment of PBB	4008000000004000	40,935	12,554	53,489	-											
PS		-	-	-	-											
IV. Others																
TOTAL		1,439,709	939,753	2,679,462	3,085,204	656,574	502,438	459,339	508,707	2,127,058	58,783	350,830	441,522	107,011	958,146	
PS		572,256	192,256	764,512	761,272	149,195	198,712	149,195	202,038	699,140	15,533	15,533	15,533	15,533	62,132	
MOOE		726,816	345,115	1,269,489	1,633,033	424,313	220,660	227,078	223,603	1,095,654	43,250	300,551	111,100	82,478	537,379	
CO		140,637	402,382	645,461	690,899	83,066	83,066	83,066	83,066	332,264	-	34,746	314,889	9,000	358,635	

Prepared By: 
RYAN S. DOMASIG
 CHIEF, BuUDGET DIVISION

In coordination with /Certified Correct:
HELEN C. ROLDAN 
 OIC, ACCOUNTING DIVISION

Recommending Approval: 
AGUSTUS CESAR A. NAVARRO
 DIRECTOR, FINANCIAL SERVICES

Approved By: 
SHARON S. GARIN
 UNDERSECRETARY

Date:
 Revised 01-06-2025
 This report was generated using the Unified Reporting System on
 BED Level: 01 - General appropriation Act (gaa); Status: Submitted