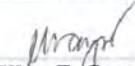




DEPARTMENT OF ENERGY
Visayas Field Office
VISAYAS PUMP PRICE MONITORING - PETROLEUM PRODUCTS (LPP)

Price monitoring conducted on: May 29, 2018

AREA	COMPANY	P		DIFF	R		DIFF	D		DIFF	T		DIFF	S		DIFF
		Velocity/Blaze/Prem+(R98)			SuperP/XCS/VortexGold-(R95)			REG ULG / Extra/ Silver - (R91)			ADO - (B2)			Kerosene		
		OLD	NEW		OLD	NEW		OLD	NEW		OLD	NEW		OLD	NEW	
CEBU CITY	CALTEX				56.46-57.85	56.46-57.85		55.96-57.25	55.96-57.25		46.45-47.12	46.45-47.47		53.16-54.71	53.61-54.71	
	PETRON	57.37-60.33	58.02-60.98		54.79-57.10	55.44-57.75		53.79-55.93	54.44-56.58		46.27-46.33	46.62-46.67		51.81-52.03	52.26-52.38	
	SHELL	59.12	59.77	0.65	54.04-57.12	54.69-57.77		53.44-56.52	54.09-57.17		45.50-46.37	45.85-46.72				
	Flying V				56.12	56.77	0.65	55.91	56.56	0.65	46.90	47.25	0.35			
	Total (Phil)				57.55	58.20	0.65	56.45	57.10	0.65	45.21	46.26	1.05			
	PTT				54.26	54.91	0.65	53.46	54.11	0.65	44.96	45.31	0.35			
	PHOENIX				58.20	58.85	0.65	54.81	55.46	0.65	46.35	46.70	0.35			
	STAR OIL				53.12	53.12	0.00	52.62	52.62	0.00	46.50	46.50	0.00			
MANDAUE CITY	CALTEX				56.77-59.02	57.42-59.67		56.17-58.22	56.82-58.87		46.31-47.65	46.66-48.30				
	PETRON	61.02	61.67	0.65	53.55-56.22	54.20-56.87		52.55-54.72	53.20-55.37		46.06-46.27	46.41-46.62		51.28-52.08	51.73-52.53	
	SHELL	58.77	59.42	0.65	56.82-57.62	57.05-57.47		56.17-56.91	56.28-56.82		45.99-46.31	45.80-46.60				
	Total (Phil)				57.55	58.20	0.65	56.45	57.10	0.65	45.21	46.26	1.05			
	SEAOIL				58.17	58.82	0.65	57.67	58.32	0.65	46.65	47.00	0.35			
	PTT				55.55	56.20	0.65	54.75	55.40	0.65	46.25	46.60	0.35			
TAGBILARAN CITY	CALTEX				56.82	57.47	0.65	55.87	56.52	0.65	49.51	49.86	0.35	60.95	60.95	0.00
	PETRON				56.71	57.36	0.65	55.85	56.50	0.65	49.51	49.86	0.35	58.01	58.46	0.45
	SHELL				57.02	57.67	0.65	55.87	56.52	0.65	49.85	50.20	0.35			
	PHOENIX				56.40	57.05	0.65	55.54	56.19	0.65	49.21	49.56	0.35			
DUMAGUETE CITY	CALTEX				53.67	54.32	0.65	53.47	54.12	0.65	45.70	46.05	0.35	59.54	59.99	0.45
	PETRON				52.34	52.99	0.65	52.09	52.74	0.65	44.10	44.45	0.35	55.50	56.50	1.00
	SHELL				52.43	54.70	2.27	52.06	54.07	2.01	44.15	45.50	1.35			
SIQUJOR	PETRON				57.55	58.20	0.65	57.15	57.80	0.65	50.10	50.45	0.35	56.15	56.60	0.45
ILOILO CITY	CALTEX				53.97	54.62	0.65	53.37	54.02	0.65	43.94	44.29	0.35			
	PETRON	62.87	63.52	0.65	50.75	51.40	0.65	49.45	50.10	0.65	42.25	42.60	0.35	44.51	44.96	0.45
	SHELL				53.97	54.62	0.65	53.37	54.02	0.65	43.94	44.29	0.35			
	SEAOIL				53.97	54.62	0.65	53.37	54.02	0.65	44.70	45.05	0.35			
	Independent				53.00	53.65	0.65	52.00	52.65	0.65	43.40	43.75	0.35	42.90	42.35	-0.55
BACOLOD CITY	CALTEX				57.20	57.85	0.65	56.05	56.70	0.65	45.35	45.70	0.35			
	PETRON				57.20	57.85	0.65	56.05	56.70	0.65	45.34	45.69	0.35			
	SHELL				56.43	57.10	0.67	55.30	55.83	0.53	43.39	44.43	1.04			
	Total (Phil)				54.40	55.05	0.65	53.88	54.53	0.65	44.40	44.75	0.35			
ROXAS CITY	CALTEX				55.73	56.38	0.65	54.92	55.57	0.65	44.52	44.87	0.35	57.66	58.11	0.45
	PETRON				55.73	56.38	0.65	54.91	55.56	0.65	44.52	44.87	0.35	51.57	52.02	0.45
	SHELL				55.88	56.53	0.65	54.92	55.57	0.65	44.52	44.87	0.35			
SAN JOSE CITY (ANTIQUE)	PETRON				60.89	61.54	0.65	60.39	61.04	0.65	47.25	47.60	0.35			
	CALTEX				60.30	60.95	0.65				47.40	47.75	0.35	55.70	56.15	0.45

Monitored by:  Elisa E. Ocampo
SRS II

Encoded by:  Tito M. Saracin
Senior SRS

Noted by:  Jose Rey C. Maleza
OIC-Division Chief

DEPARTMENT OF ENERGY
Visayas Field Office


VISAYAS PUMP PRICE MONITORING - PETROLEUM PRODUCTS (LPP)

Price monitoring conducted on: May 29, 2018

AREA	COMPANY	COMPANY														
		Velocity/ Blaze/ Prem+ - (R98)		DIFF	SuperP/XCS/VortexGold-(R95)		DIFF	REG / Extra/ Silver - (R91)		DIFF	ADO - (B2)		DIFF	Kerosene		DIFF
		OLD	NEW		OLD	NEW		OLD	NEW		OLD	NEW		OLD	NEW	
GUIMARAS	PETRON	none	none		59.40	60.05	0.65				46.50	46.85	0.35			
	FILOIL	none	none		61.10	61.75	0.65	60.35	61.00	0.65	49.00	49.35	0.35			
TACLOBAN CITY	PETRON	none	none		47.36	48.01	0.65	46.61	47.26	0.65	42.89	43.24	0.35			
	SHELL	none	none		46.86	47.51	0.65	46.11	46.76	0.65	42.85	43.20	0.35	51.80	52.25	0.45
	Independent	none	none		50.50	51.15	0.65	50.00	50.65	0.65	43.75	44.10	0.35			
ORMOC CITY	PETRON	none	none		49.87	50.52	0.65	49.12	49.77	0.65	45.10	45.45	0.35	50.76	51.21	0.45
	SHELL	none	none		50.37	51.02	0.65	49.72	50.37	0.65	45.60	45.95	0.35	50.76	51.21	0.45
MAASIN, S. LEYTE	PETRON	none	none		52.30	52.95	0.65	51.55	52.20	0.65	44.35	44.70	0.35			
NAVAL, BILIRAN	PETRON	none	none		49.65	50.30	0.65	48.65	49.30	0.65	44.00	44.35	0.35	55.35	55.80	0.45
	SHELL	none	none		50.45	51.10	0.65	49.45	49.10	-0.35	45.05	45.40	0.35	56.80	57.25	0.45
CALBAYOG CITY	SEOIL	none	none		50.43	51.35	0.92	49.99	50.79	0.80	44.10	45.15	1.05			
	PETRON	none	none		51.18	51.83	0.65	50.44	51.09	0.65	44.80	45.15	0.35	51.79	52.24	0.45
CATARMAN, N. SAMAR	PETRON	none	none		52.05	51.75	-0.30	51.75	51.45	-0.30	45.70	45.05	-0.65	50.80	48.75	-2.05
	Independent	none	none		51.00	52.00	1.00	50.50	51.50	1.00	47.00	47.50	0.50			
BORONGAN, E. SAMAR	PETRON	none	none		50.70	50.70	0.00	50.02	50.02	0.00	45.53	45.53	0.00			
	CALTEX				52.50	53.15	0.65	51.82	52.47	0.65	46.69	47.04	0.35			
GUIUAN, E. SAMAR	PETRON	none	none		52.10	52.75	0.65	51.55	52.20	0.65	46.45	46.80	0.35	51.30	51.75	0.45

Monitored by: 
Elisa E. Ocampo
SRS II

Encoded by: 
Tito M. Saracin
Senior SRS

Noted by: 
Jose Rey C. Maleza
OIC-Division Chief