

2

Department of Energy
VISAYAS PRICE MONITORING - LPG

DATE OF MONITORING: March 12, 2019

AREA	BRAND	CAP	DEALER		DIFF	RETAIL OUTLET		DIFF	REMARKS
		Kg.	OLD	NEW		OLD	NEW		
SAN JOSE CITY (ANTIQUE)	GASUL	11					872		
		50							
	PRYCE	11							
		50							
GUIMARAS	GASUL								
ROXAS CITY	GASUL	11	822	854	32	822-826	854-858		
		50	3650	3795	145				
	SOLANE	11	814	846	32	818	850	32	
		50	3959	4105	146				
	PRYCEGAS	11	806	833	27				
		50	3415						
	PHOENIX	11	813	845	32				
		50	3564	3709	145				
BACOLOD CITY	GASUL	11	744	776	32	779-784	817		
		50	3354.00	3499.15	145				
	SOLANE	11	728.32	760.32	32	795	825	30	
		50	3852.88	3998.48	146				
	PRYCE	11							
		50							
TACLOBAN CITY	GASUL	11	805	837	32	805	837	32	
		50	3567	3712	145				
	SOLANE	11	778	811	33	815	845	30	
		50	3610	3756	146				
	PRYCEGAS	11	775	807	32				
		50	3425	3570	145				
ORMOC CITY	GASUL	11	806	837	31				
		50	3491	3636	145				
	PRYCE	11	808	840	32				
		50	3639	3784	145				
CALBAYOG CITY	GASUL	11				800	832	32	
		50							
	SOLANE	11							
		50							
	PRYCE	11							
		50							
AUTO LPG	VivaCity Auto LPG-	P/liter	32.00						
AUTO LPG	1st AUTOGAS	P/liter	37.87	39.27	1.40				
AUTO LPG	JW AutoGas Mandaue	P/liter							
AUTO LPG	1st AUTOGAS	P/liter	37.87	39.27	1.40				
	1st AUTOGAS	P/liter	37.87	39.27	1.40				
AUTO LPG	PRYCE AUTO LPG	P/liter	37.87	39.27	1.40				
AUTO LPG	PRYCE AUTO LPG	P/liter							

Monitored/Encoded by:  **Elisa E. Ocampo** /  **Tito M. Saracin**

SRS II

/ Senior SRS

Noted by:  **Jose Rey C. Maleza**



OIC- Chief SRS


1

Department of Energy
VISAYAS PRICE MONITORING - LPG

DATE OF MONITORING: March 12, 2019

AREA	BRAND	CAP	DEALER		DIFF	RETAIL OUTLET		DIFF	REMARKS	
		Kg.	OLD	NEW		OLD	NEW			
CEBU CITY	GASUL	11	780	812	32	793-807	825-840			
		50	3529	3534-3674						
	SOLANE	11	787	820	33	787-793	820-826			
		50	3604	3750	146					
	PRYCEGAS	11	793	825	32	793	825-838			
		50	3123							
	PHOENIX	11	773	818	45	751				
		50	3353	3554	201	3124				
	FIESTAGAS	11	780	812	32					
		50	3358	3533	175					
	MANDAUE CITY	GASUL	11		812		792-806	818-838		
			50		3559.50					
SOLANE		11				787-815	820-825			
		50								
DUMAGUETE CITY	GASUL	11	805	835	30	805	835	30		
		50	2800	2950	150					
	SOLANE	11	842	835	-7	825-840	870			
		50	3973	4047	74					
	PRYCEGAS	11								
		50								
	PHOENIX	11	805	835	30					
		50		3150						
TAGBILARAN CITY	GASUL	11	808	840	32	878	885	7		
		50	3318	3463	145					
	SOLANE	11	842	874	32	885	920	35		
		50	3973	4119	146					
	PRYCEGAS	11	838	870	32	880	915	35		
		50	3638	3783	145					
	PHOENIX	11				880	915	35		
		50								
	FIESTA GAS	11	782	814	32	800	835	35		
		50	3364	3509	145					
ILOILO CITY	GASUL	11	783	815	32	783	815-895			
		50	3518	3663.00	145	3524	3669	145		
	SOLANE	11	784.50	816.50	32	820	850	30		
		50	3696.07	3841.67	146					
	PHOENIX	11	768	800	32					
		50	3366	3510	144					
	SIQUIJOR	GASUL	11				1025	1055	30	
			50				4700	4700	0	

Monitored/Encoded by:  **Elisa E. Ocampo** /  **Tito M. Saracin**
SRS II / Senior SRS

Noted by:  **Jose Rey C. Maleza**
OIC- Chief SRS