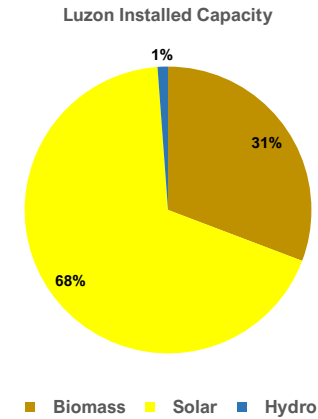


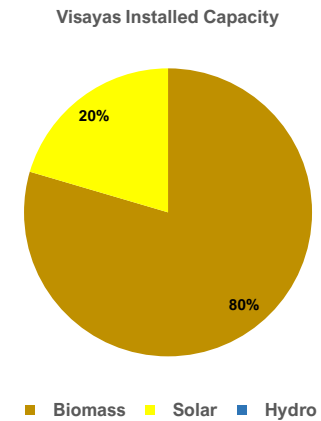


CAPACITY MIX, MW
Installed Capacity

FUEL TYPE	LUZON	
	Installed Capacity (MW)	Percent Share (%)
Biomass	40	30.8
Biomass	40	30.7
Waste to Energy (WTE)	0.1	0.1
Solar	88	68.1
Rooftop Installed Solar PVs	88	68.1
Hydro	2	1.2
Impounding Hydro	0	0.0
Pumped Hydro	0	0.0
Run-of-River (ROR)	2	1.2
TOTAL	129	100



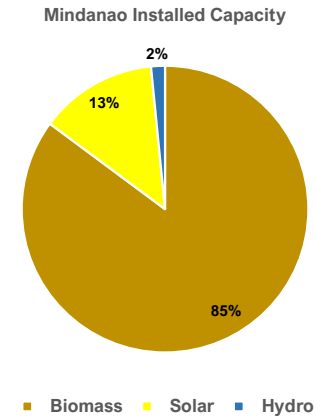
FUEL TYPE	VISAYAS	
	Installed Capacity (MW)	Percent Share (%)
Biomass	116	79.6
Biomass	116	79.6
Waste to Energy (WTE)	0	0.0
Solar	30	20.4
Rooftop Installed Solar PVs	30	20.4
Hydro	0	0.0
Impounding Hydro	0	0.0
Pumped Hydro	0	0.0
Run-of-River (ROR)	0	0.0
TOTAL	146	100



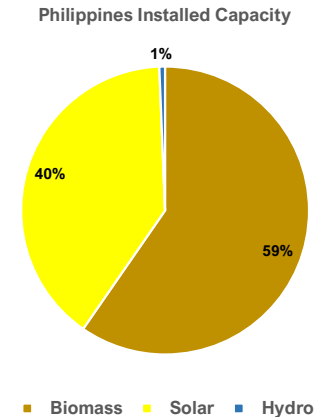


CAPACITY MIX, MW
Installed Capacity

FUEL TYPE	MINDANAO	
	Installed Capacity (MW)	Percent Share (%)
Biomass	27	85.2
Biomass	27	85.2
Waste to Energy (WTE)	0	0.0
Solar	4	13.3
Rooftop Installed Solar PVs	4	13.3
Hydro	1	1.6
Impounding Hydro	0	0.0
Pumped Hydro	0	0.0
Run-of-River (ROR)	1	1.6
TOTAL	32	100



FUEL TYPE	PHILIPPINES	
	Installed Capacity (MW)	Percent Share (%)
Biomass	183	59.6
Biomass	183	59.6
Waste to Energy (WTE)	0	0.0
Solar	122	39.7
Rooftop Installed Solar PVs	122	39.7
Hydro	2	0.7
Impounding Hydro	0	0.0
Pumped Hydro	0	0.0
Run-of-River (ROR)	2	0.7
TOTAL	307	100



Note:

Excluding off-grid generators

Released as of 31 January 2025

Installed Capacity - nameplate capacity; full-load continuous gross capacity of a unit under specified conditions, as calculated from the electric generator nameplate based on the rated power factor. Installed and Dependable Capacity values may be updated as necessary.



CAPACITY MIX, MW
Installed Capacity

For Solar Power Plants: Installed Capacity are MWP or MWDC values while Dependable Capacity are MWAC values

GRID	Installed Capacity (MW)	Percent Share (%)	Number of Power Plants
LUZON	129	42.0	65
VISAYAS	146	47.5	28
MINDANAO	32	10.5	8
TOTAL	307	100	101