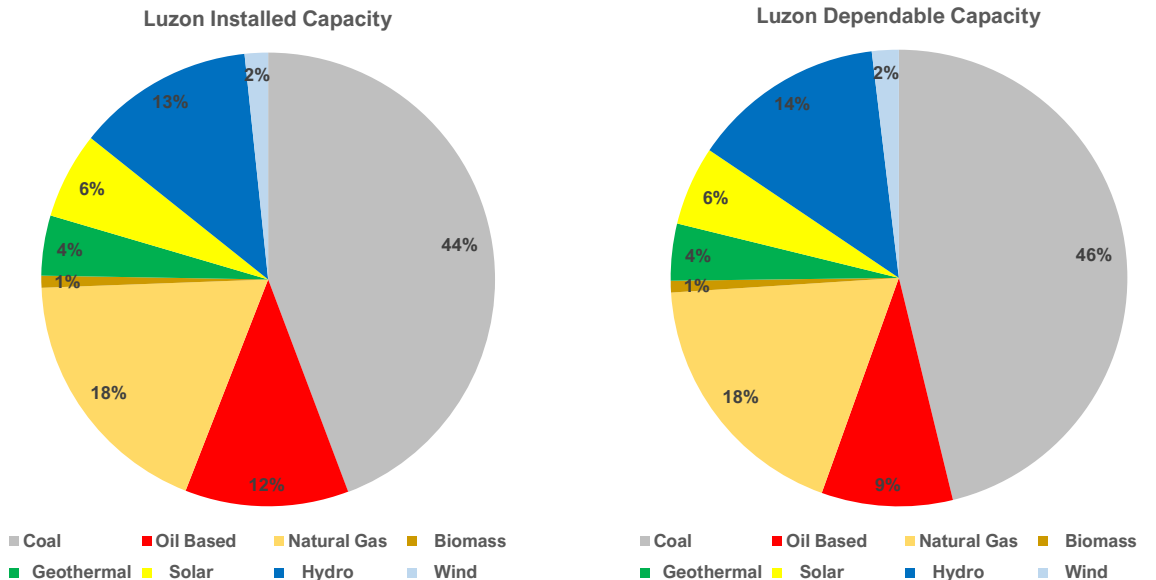




CAPACITY MIX, MW
Installed and Dependable Capacity

FUEL TYPE	LUZON			
	Capacity (MW)		Percent Share (%)	
	Installed	Dependable	Installed	Dependable
Coal	8,942	8,193	44.3	46.2
Oil Based	2,354	1,648	11.7	9.3
<i>Diesel</i>	937	803	4.6	4.5
<i>Oil Thermal</i>	650	305	3.2	1.7
<i>Gas Turbine</i>	767	540	3.8	3.0
Natural Gas	3,731	3,281	18.5	18.5
Renewable Energy	5,169	4,614	25.6	26.0
Biomass	175	145	0.9	0.8
<i>Biomass</i>	167	142	0.8	0.8
<i>Waste to Energy (WTE)</i>	8	3	0.0	0.0
Geothermal	865	714	4.3	4.0
Solar	1,244	995	6.2	5.6
<i>Behind-the-Meter (BTM)</i>	46	37	0.2	0.2
<i>Ground-Mounted</i>	1,198	958	5.9	5.4
Hydro	2,549	2,423	12.6	13.7
<i>Impounding Hydro</i>	1,418	1,366	7.0	7.7
<i>Pumped Hydro</i>	736	720	3.6	4.1
<i>Run-of-River (ROR)</i>	395	338	2.0	1.9
Wind	337	337	1.7	1.9
<i>Onshore Wind</i>	337	337	1.7	1.9
<i>Off-shore Wind (OSW)</i>	0	0	0.0	0.0
TOTAL	20,196	17,736	100.0	100.0
Energy Storage System (ESS)	363	341		
<i>Battery ESS</i>	363	341		
<i>Hybrid ESS</i>	0	0		

TYPE OF CONNECTION	LUZON			
	Capacity (MW)		Percent Share (%)	
	Installed	Dependable	Installed	Dependable
Grid Connected	19,284	17,113	95.5	96.5
Embedded	913	623	4.5	3.5
TOTAL	20,196	17,736	100.0	100.0
Energy Storage System (ESS)	363	341		
<i>Battery ESS</i>	363	341		
<i>Hybrid ESS</i>	0	0		



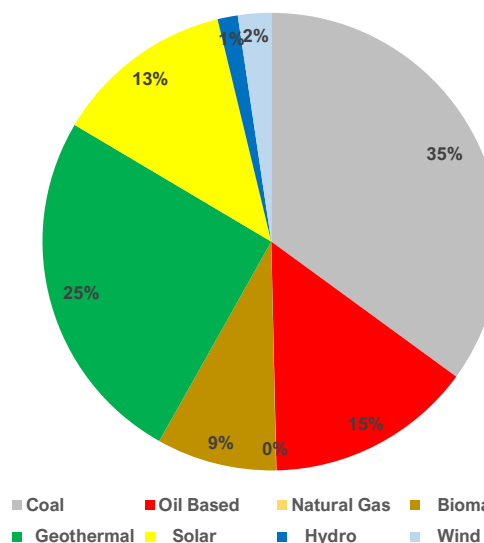


CAPACITY MIX, MW
Installed and Dependable Capacity

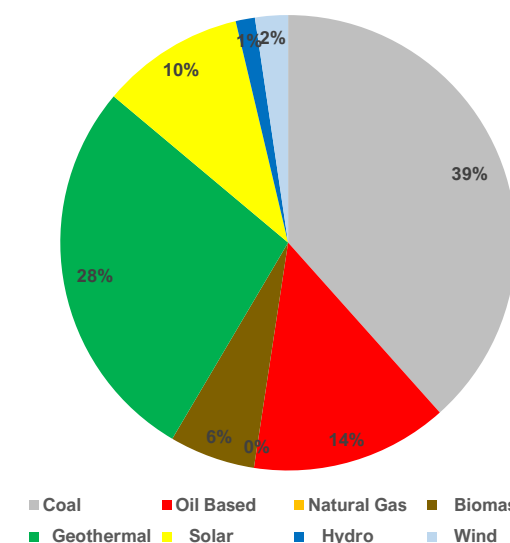
FUEL TYPE	VISAYAS			
	Capacity (MW)		Percent Share (%)	
	Installed	Dependable	Installed	Dependable
Coal	1,346	1,233	35.0	38.4
Oil Based	561	450	14.6	14.0
<i>Diesel</i>	550	439	14.3	13.7
<i>Oil Thermal</i>	11	11	0.3	0.3
<i>Gas Turbine</i>	0	0	0.0	0.0
Natural Gas	1	0	0.0	0.0
Renewable Energy	1,933	1,529	50.3	47.6
Biomass	326	195	8.5	6.1
<i>Biomass</i>	326	195	8.5	6.1
<i>Waste to Energy (WTE)</i>	0	0	0.0	0.0
Geothermal	975	888	25.4	27.6
Solar	487	327	12.7	10.2
<i>Behind-the-Meter (BTM)</i>	0	0	0.0	0.0
<i>Ground-Mounted</i>	487	327	12.7	10.2
Hydro	55	44	1.4	1.4
<i>Impounding Hydro</i>	0	0	0.0	0.0
<i>Pumped Hydro</i>	0	0	0.0	0.0
<i>Run-of-River (ROR)</i>	55	44	1.4	1.4
Wind	90	75	2.3	2.3
<i>Onshore Wind</i>	90	75	2.3	2.3
<i>Off-shore Wind (OSW)</i>	0	0	0.0	0.0
TOTAL	3,842	3,212	100.0	100.0
Energy Storage System (ESS)	129	122		
<i>Battery ESS</i>	129	122		
<i>Hybrid ESS</i>	0	0		

TYPE OF CONNECTION	VISAYAS			
	Capacity (MW)		Percent Share (%)	
	Installed	Dependable	Installed	Dependable
Grid Connected	3,708	3,093	96.5	96.3
Embedded	134	119	3.5	3.7
TOTAL	3,842	3,212	100.0	100.0
Energy Storage System (ESS)	129	122		
<i>Battery ESS</i>	129	122		
<i>Hybrid ESS</i>	0	0		

Visayas Installed Capacity



Visayas Dependable Capacity



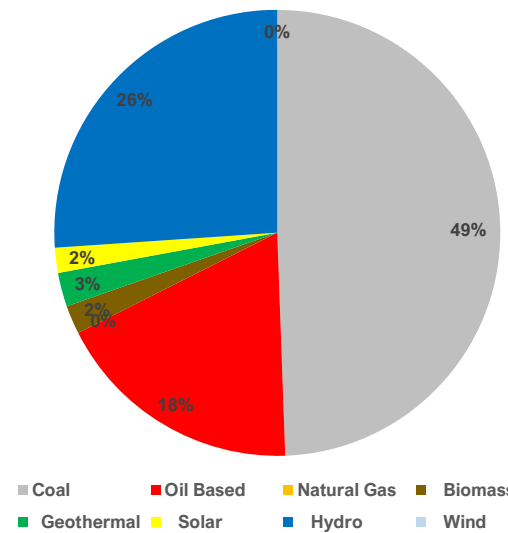


CAPACITY MIX, MW
Installed and Dependable Capacity

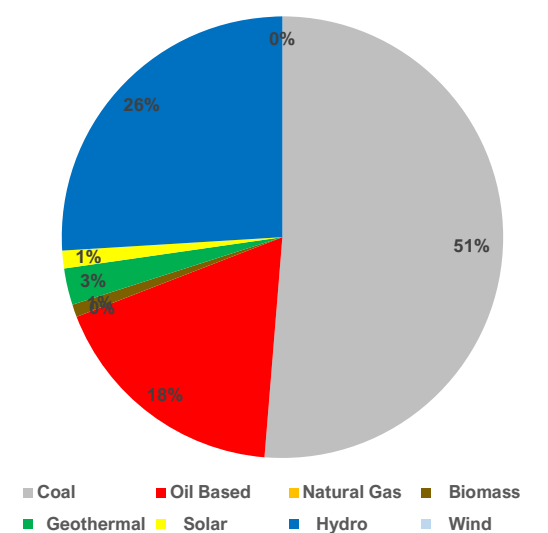
FUEL TYPE	MINDANAO			
	Capacity (MW)		Percent Share (%)	
	Installed	Dependable	Installed	Dependable
Coal	2,268	2,041	49.4	51.3
Oil Based	833	708	18.2	17.8
<i>Diesel</i>	833	708	18.2	17.8
<i>Oil Thermal</i>	0	0	0.0	0.0
<i>Gas Turbine</i>	0	0	0.0	0.0
Natural Gas	0	0	0.0	0.0
Renewable Energy	1,487	1,229	32.4	30.9
Biomass	95	37	2.1	0.9
<i>Biomass</i>	95	37	2.1	0.9
<i>Waste to Energy (WTE)</i>	0	0	0.0	0.0
Geothermal	112	106	2.4	2.7
Solar	84	52	1.8	1.3
<i>Behind-the-Meter (BTM)</i>	0	0	0.0	0.0
<i>Ground-Mounted</i>	84	52	1.8	1.3
Hydro	1,196	1,033	26.1	26.0
<i>Impounding Hydro</i>	747	619	16.3	15.6
<i>Pumped Hydro</i>	0	0	0.0	0.0
<i>Run-of-River (ROR)</i>	450	414	9.8	10.4
Wind	0	0	0.0	0.0
<i>Onshore Wind</i>	0	0	0.0	0.0
<i>Off-shore Wind (OSW)</i>	0	0	0.0	0.0
TOTAL	4,588	3,978	100.0	100.0
Energy Storage System (ESS)	119	116		
<i>Battery ESS</i>	70	67		
<i>Hybrid ESS</i>	49	49		

TYPE OF CONNECTION	MINDANAO			
	Capacity (MW)		Percent Share (%)	
	Installed	Dependable	Installed	Dependable
Grid Connected	3,763	3,290	82.0	82.7
Embedded	825	688	18.0	17.3
TOTAL	4,588	3,978	100.0	100.0
Energy Storage System (ESS)	119	116		
<i>Battery ESS</i>	70	67		
<i>Hybrid ESS</i>	49	49		

Mindanao Installed Capacity



Mindanao Dependable Capacity



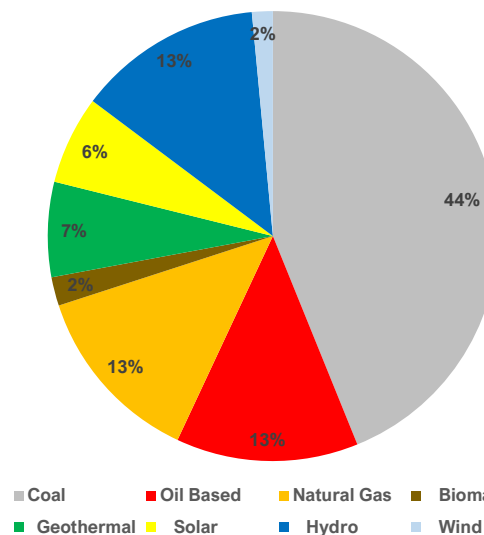


CAPACITY MIX, MW
Installed and Dependable Capacity

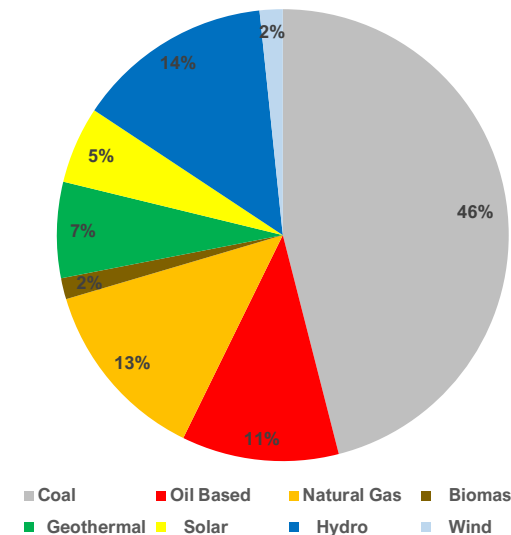
FUEL TYPE	PHILIPPINES			
	Capacity (MW)		Percent Share (%)	
	Installed	Dependable	Installed	Dependable
Coal	12,556	11,467	43.9	46.0
Oil Based	3,748	2,806	13.1	11.3
<i>Diesel</i>	2,320	1,951	8.1	7.8
<i>Oil Thermal</i>	661	316	2.3	1.3
<i>Gas Turbine</i>	767	540	2.7	2.2
Natural Gas	3,732	3,281	13.0	13.2
Renewable Energy	8,590	7,371	30.0	29.6
<i>Biomass</i>	595	378	2.1	1.5
<i>Biomass</i>	587	374	2.1	1.5
<i>Waste to Energy (WTE)</i>	8	3	0.0	0.0
<i>Geothermal</i>	1,952	1,708	6.8	6.9
<i>Solar</i>	1,815	1,374	6.3	5.5
<i>Behind-the-Meter (BTM)</i>	46	37	0.2	0.1
<i>Ground-Mounted</i>	1,769	1,337	6.2	5.4
<i>Hydro</i>	3,801	3,500	13.3	14.0
<i>Impounding Hydro</i>	2,164	1,985	7.6	8.0
<i>Pumped Hydro</i>	736	720	2.6	2.9
<i>Run-of-River (ROR)</i>	900	795	3.1	3.2
<i>Wind</i>	427	412	1.5	1.7
<i>Onshore Wind</i>	427	412	1.5	1.7
<i>Off-shore Wind (OSW)</i>	0	0	0.0	0.0
TOTAL	28,626	24,926	100.0	100.0
Energy Storage System (ESS)	611	579		
<i>Battery ESS</i>	562	530		
<i>Hybrid (Diesel-Battery System)</i>	49	49		

TYPE OF CONNECTION	PHILIPPINES			
	Capacity (MW)		Percent Share (%)	
	Installed	Dependable	Installed	Dependable
Grid Connected	26,754	23,497	93.5	94.3
Embedded	1,872	1,429	6.5	5.7
TOTAL	28,626	24,926	100.0	100.0
Energy Storage System (ESS)	611	579		
<i>Battery ESS</i>	562	530		
<i>Hybrid ESS</i>	49	49		

Philippines - Installed Capacity



Philippines - Dependable Capacity





CAPACITY MIX, MW
Installed and Dependable Capacity

Note:

Excluding off-grid generators

Released as of 29 July 2024

Installed Capacity - nameplate capacity; full-load continuous gross capacity of a unit under specified conditions, as calculated from the electric generator nameplate based on the rated power factor.

Dependable Capacity - maximum capacity when modified for ambient limitations for a specified period of time, such as a month or a season.

Installed and Dependable Capacity values may be updated as necessary.

GRID	Capacity (MW)		Percent Share (%)	
	Installed	Dependable	Installed	Dependable
LUZON	20,196	17,736	70.6	71.2
VISAYAS	3,842	3,212	13.4	12.9
MINDANAO	4,588	3,978	16.0	16.0
TOTAL	28,626	24,926	100.0	100.0