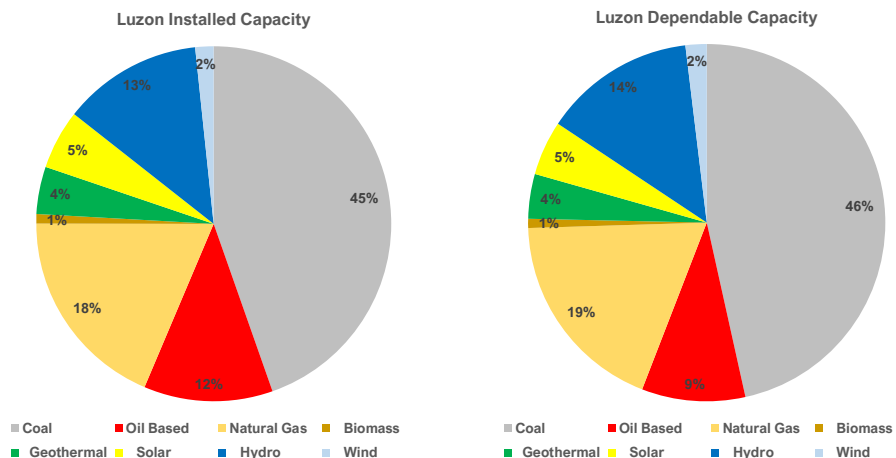




CAPACITY MIX, MW
Installed and Dependable Capacity

FUEL TYPE	LUZON			
	Capacity (MW)		Percent Share (%)	
	Installed	Dependable	Installed	Dependable
Coal	8,942	8,193	44.6	46.5
Oil Based	2,354	1,648	11.8	9.4
Diesel	937	803	4.7	4.6
Oil Thermal	650	305	3.2	1.7
Gas Turbine	767	540	3.8	3.1
Natural Gas	3,731	3,281	18.6	18.6
Renewable Energy	5,006	4,488	25.0	25.5
Biomass	175	145	0.9	0.8
Biomass	167	142	0.8	0.8
Waste to Energy (WTE)	8	3	0.0	0.0
Geothermal	865	714	4.3	4.1
Solar	1,082	870	5.4	4.9
Behind-the-Meter (BTM)	46	37	0.2	0.2
Ground-Mounted	1,036	833	5.2	4.7
Hydro	2,548	2,422	12.7	13.8
Impounding Hydro	1,418	1,366	7.1	7.8
Pumped Hydro	736	720	3.7	4.1
Run-of-River (ROR)	394	336	2.0	1.9
Wind	337	337	1.7	1.9
Onshore Wind	337	337	1.7	1.9
Off-shore Wind (OSW)	0	0	0.0	0.0
TOTAL	20,033	17,610	100.0	100.0
Energy Storage System (ESS)	360	341		
Battery ESS	360	341		
Hybrid ESS	0	0		

TYPE OF CONNECTION	LUZON			
	Capacity (MW)		Percent Share (%)	
	Installed	Dependable	Installed	Dependable
Grid Connected	19,130	16,994	95.5	96.5
Embedded	903	616	4.5	3.5
TOTAL	20,033	17,610	100.0	100.0
Energy Storage System (ESS)	360	341		
Battery ESS	360	341		
Hybrid ESS	0	0		

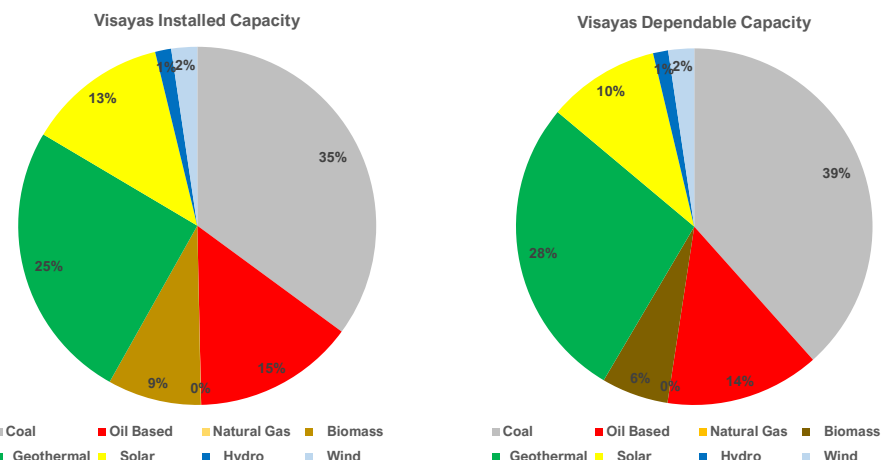




CAPACITY MIX, MW
Installed and Dependable Capacity

FUEL TYPE	VISAYAS			
	Capacity (MW)		Percent Share (%)	
	Installed	Dependable	Installed	Dependable
Coal	1,346	1,233	35.0	38.4
Oil Based	561	450	14.6	14.0
<i>Diesel</i>	550	439	14.3	13.7
<i>Oil Thermal</i>	11	11	0.3	0.3
<i>Gas Turbine</i>	0	0	0.0	0.0
Natural Gas	1	0	0.0	0.0
Renewable Energy	1,933	1,529	50.3	47.6
<i>Biomass</i>	326	195	8.5	6.1
<i>Biomass</i>	326	195	8.5	6.1
<i>Waste to Energy (WTE)</i>	0	0	0.0	0.0
<i>Geothermal</i>	975	888	25.4	27.6
<i>Solar</i>	487	327	12.7	10.2
<i>Behind-the-Meter (BTM)</i>	0	0	0.0	0.0
<i>Ground-Mounted</i>	487	327	12.7	10.2
<i>Hydro</i>	55	44	1.4	1.4
<i>Impounding Hydro</i>	0	0	0.0	0.0
<i>Pumped Hydro</i>	0	0	0.0	0.0
<i>Run-of-River (ROR)</i>	55	44	1.4	1.4
<i>Wind</i>	90	75	2.3	2.3
<i>Onshore Wind</i>	90	75	2.3	2.3
<i>Off-shore Wind (OSW)</i>	0	0	0.0	0.0
TOTAL	3,841	3,212	100.0	100.0
Energy Storage System (ESS)	129	122		
<i>Battery ESS</i>	129	122		
<i>Hybrid ESS</i>	0	0		

TYPE OF CONNECTION	VISAYAS			
	Capacity (MW)		Percent Share (%)	
	Installed	Dependable	Installed	Dependable
Grid Connected	3,708	3,093	96.5	96.3
Embedded	133	119	3.5	3.7
TOTAL	3,841	3,212	100.0	100.0
Energy Storage System (ESS)	129	122		
<i>Battery ESS</i>	129	122		
<i>Hybrid ESS</i>	0	0		



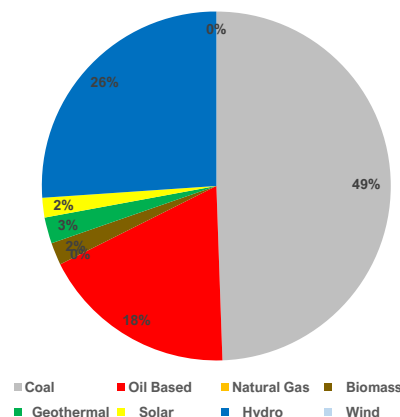


CAPACITY MIX, MW
Installed and Dependable Capacity

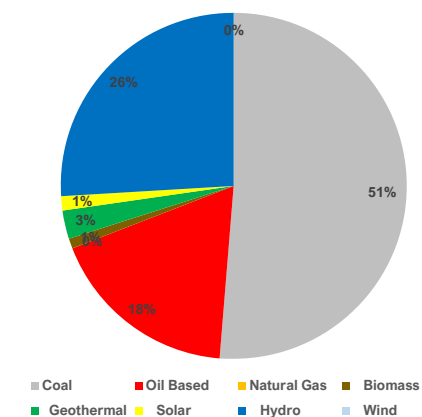
FUEL TYPE	MINDANAO			
	Capacity (MW)		Percent Share (%)	
	Installed	Dependable	Installed	Dependable
Coal	2,268	2,041	49.4	51.3
Oil Based	833	708	18.2	17.8
<i>Diesel</i>	833	708	18.2	17.8
<i>Oil Thermal</i>	0	0	0.0	0.0
<i>Gas Turbine</i>	0	0	0.0	0.0
Natural Gas	0	0	0.0	0.0
Renewable Energy	1,487	1,229	32.4	30.9
Biomass	95	37	2.1	0.9
<i>Biomass</i>	95	37	2.1	0.9
<i>Waste to Energy (WTE)</i>	0	0	0.0	0.0
Geothermal	112	106	2.4	2.7
Solar	84	52	1.8	1.3
<i>Behind-the-Meter (BTM)</i>	0	0	0.0	0.0
<i>Ground-Mounted</i>	84	52	1.8	1.3
Hydro	1,196	1,033	26.1	26.0
<i>Impounding Hydro</i>	747	619	16.3	15.6
<i>Pumped Hydro</i>	0	0	0.0	0.0
<i>Run-of-River (ROR)</i>	450	414	9.8	10.4
Wind	0	0	0.0	0.0
<i>Onshore Wind</i>	0	0	0.0	0.0
<i>Off-shore Wind (OSW)</i>	0	0	0.0	0.0
TOTAL	4,588	3,978	100.0	100.0
Energy Storage System (ESS)	119	116		
<i>Battery ESS</i>	70	67		
<i>Hybrid ESS</i>	49	49		

TYPE OF CONNECTION	MINDANAO			
	Capacity (MW)		Percent Share (%)	
	Installed	Dependable	Installed	Dependable
Grid Connected	3,763	3,290	82.0	82.7
Embedded	825	688	18.0	17.3
TOTAL	4,588	3,978	100.0	100.0
Energy Storage System (ESS)	119	116		
<i>Battery ESS</i>	70	67		
<i>Hybrid ESS</i>	49	49		

Mindanao Installed Capacity



Mindanao Dependable Capacity



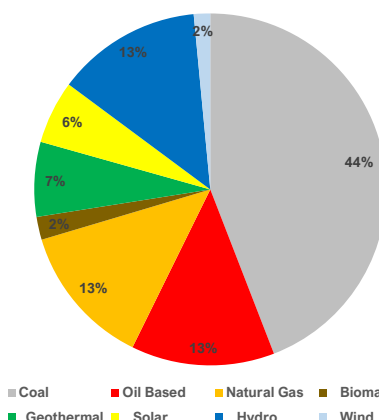


CAPACITY MIX, MW
Installed and Dependable Capacity

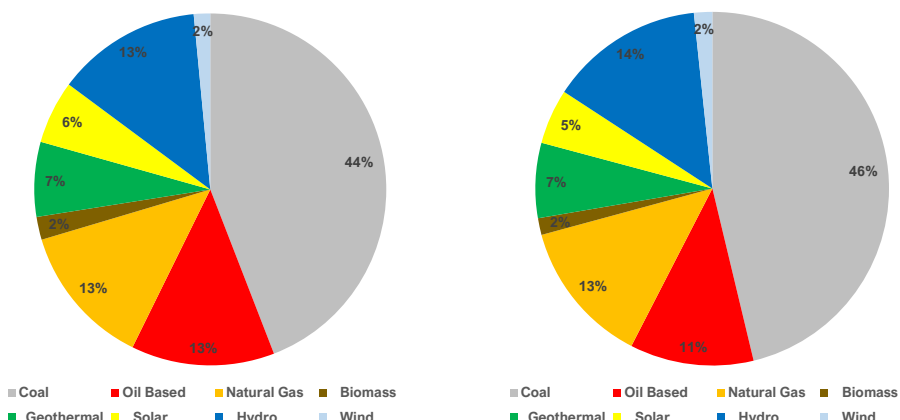
FUEL TYPE	PHILIPPINES			
	Capacity (MW)		Percent Share (%)	
	Installed	Dependable	Installed	Dependable
Coal	12,556	11,467	44.1	46.2
Oil Based	3,748	2,806	13.2	11.3
<i>Diesel</i>	2,320	1,951	8.2	7.9
<i>Oil Thermal</i>	661	316	2.3	1.3
<i>Gas Turbine</i>	767	540	2.7	2.2
Natural Gas	3,732	3,281	13.1	13.2
Renewable Energy	8,426	7,245	29.6	29.2
<i>Biomass</i>	595	378	2.1	1.5
<i>Biomass</i>	587	374	2.1	1.5
<i>Waste to Energy (WTE)</i>	8	3	0.0	0.0
Geothermal	1,952	1,708	6.9	6.9
Solar	1,653	1,249	5.8	5.0
<i>Behind-the-Meter (BTM)</i>	46	37	0.2	0.1
<i>Ground-Mounted</i>	1,608	1,212	5.6	4.9
Hydro	3,799	3,499	13.3	14.1
<i>Impounding Hydro</i>	2,164	1,985	7.6	8.0
<i>Pumped Hydro</i>	736	720	2.6	2.9
<i>Run-of-River (ROR)</i>	899	794	3.2	3.2
Wind	427	412	1.5	1.7
<i>Onshore Wind</i>	427	412	1.5	1.7
<i>Off-shore Wind (OSW)</i>	0	0	0.0	0.0
TOTAL	28,462	24,800	100.0	100.0
Energy Storage System (ESS)	608	579		
<i>Battery ESS</i>	559	530		
<i>Hybrid (Diesel-Battery System)</i>	49	49		

TYPE OF CONNECTION	PHILIPPINES			
	Capacity (MW)		Percent Share (%)	
	Installed	Dependable	Installed	Dependable
Grid Connected	26,601	23,378	93.5	94.3
Embedded	1,861	1,422	6.5	5.7
TOTAL	28,462	24,800	100.0	100.0
Energy Storage System (ESS)	608	579		
<i>Battery ESS</i>	559	530		
<i>Hybrid ESS</i>	49	49		

Philippines - Installed Capacity



Philippines - Dependable Capacity



Note:

Excluding off-grid generators

Released as of 14 May 2024

Installed Capacity - nameplate capacity; full-load continuous gross capacity of a unit under specified conditions, as calculated from the electric generator nameplate based on the rated power factor.

Dependable Capacity - maximum capacity when modified for ambient limitations for a specified period of time, such as a month or a season.

Installed and Dependable Capacity values may be updated as necessary.

GRID	Capacity (MW)		Percent Share (%)	
	Installed	Dependable	Installed	Dependable
LUZON	20,033	17,610	70.4	71.0
VISAYAS	3,841	3,212	13.5	13.0
MINDANAO	4,588	3,978	16.1	16.0
TOTAL	28,462	24,800	100.0	100.0