

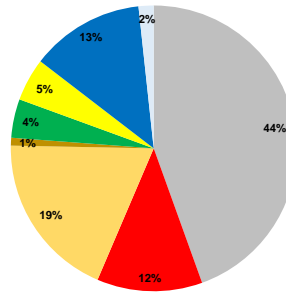


CAPACITY MIX, MW
Installed and Dependable Capacity

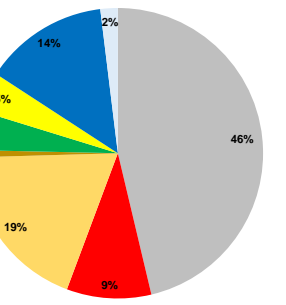
FUEL TYPE	LUZON			
	Capacity (MW)		Percent Share (%)	
	Installed	Dependable	Installed	Dependable
Coal	8,792	8,060	44.5	46.3
Oil Based	2,357	1,639	11.9	9.4
Diesel	940	794	4.8	4.6
Oil Thermal	650	305	3.3	1.8
Gas Turbine	767	540	3.9	3.1
Natural Gas	3,731	3,281	18.9	18.8
Renewable Energy	4,878	4,432	24.7	25.5
Biomass	175	139	0.9	0.8
Biomass	167	136	0.8	0.8
Waste to Energy (WTE)	8	3	0.0	0.0
Geothermal	865	769	4.4	4.4
Solar	960	772	4.9	4.4
Behind-the-Meter (BTM)	44	35	0.2	0.2
Ground-Mounted	916	736	4.6	4.2
Hydro	2,542	2,416	12.9	13.9
Impounding Hydro	1,418	1,366	7.2	7.8
Pumped Hydro	736	720	3.7	4.1
Run-of-River (ROR)	388	330	2.0	1.9
Wind	337	337	1.7	1.9
Onshore Wind	337	337	1.7	1.9
Off-shore Wind (OSW)	0	0	0.0	0.0
TOTAL	19,758	17,413	100.0	100.0
Energy Storage System (ESS)	240	240		
Battery ESS	240	240		
Hybrid ESS	0	0		

TYPE OF CONNECTION	LUZON			
	Capacity (MW)		Percent Share (%)	
	Installed	Dependable	Installed	Dependable
Grid Connected	18,864	16,815	95.5	96.6
Embedded	894	598	4.5	3.4
TOTAL	19,758	17,413	100.0	100.0
Energy Storage System (ESS)	240	240		
Battery ESS	240	240		
Hybrid ESS	0	0		

Luizon - Installed Capacity



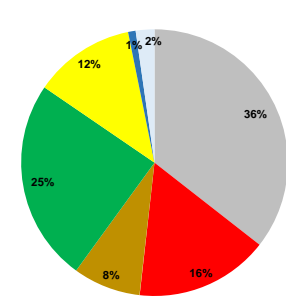
Luizon - Dependable Capacity



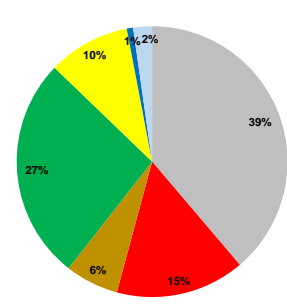
FUEL TYPE	VISAYAS			
	Capacity (MW)		Percent Share (%)	
	Installed	Dependable	Installed	Dependable
Coal	1,412	1,293	35.6	38.8
Oil Based	644	514	16.2	15.4
Diesel	644	514	16.2	15.4
Oil Thermal	0	0	0.0	0.0
Gas Turbine	0	0	0.0	0.0
Natural Gas	1	0	0.0	0.0
Renewable Energy	1,914	1,527	48.2	45.8
Biomass	326	213	8.2	6.4
Biomass	326	213	8.2	6.4
Waste to Energy (WTE)	0	0	0.0	0.0
Geothermal	975	888	24.5	26.6
Solar	487	327	12.3	9.8
Behind-the-Meter (BTM)	0	0	0.0	0.0
Ground-Mounted	487	327	12.3	9.8
Hydro	36	25	0.9	0.8
Impounding Hydro	0	0	0.0	0.0
Pumped Hydro	0	0	0.0	0.0
Run-of-River (ROR)	36	25	0.9	0.8
Wind	90	75	2.3	2.2
Onshore Wind	90	75	2.3	2.2
Off-shore Wind (OSW)	0	0	0.0	0.0
TOTAL	3,972	3,335	100.0	100.0
Energy Storage System (ESS)	58	58		
Battery ESS	58	58		
Hybrid ESS	0	0		

TYPE OF CONNECTION	VISAYAS			
	Capacity (MW)		Percent Share (%)	
	Installed	Dependable	Installed	Dependable
Grid Connected	3,839	3,216	96.6	96.4
Embedded	133	119	3.4	3.6
TOTAL	3,972	3,335	100.0	100.0
Energy Storage System (ESS)	58	58		
Battery ESS	58	58		
Hybrid ESS	0	0		

Visayas - Installed Capacity



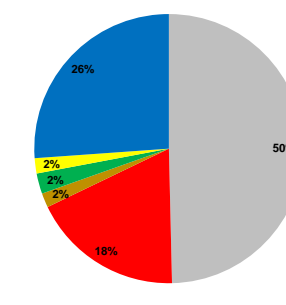
Visayas - Dependable Capacity



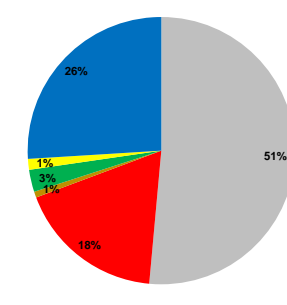
FUEL TYPE	MINDANAO			
	Capacity (MW)		Percent Share (%)	
	Installed	Dependable	Installed	Dependable
Coal	2,268	2,041	49.6	51.4
Oil Based	833	708	18.2	17.9
Diesel	833	708	18.2	17.9
Oil Thermal	0	0	0.0	0.0
Gas Turbine	0	0	0.0	0.0
Natural Gas	0	0	0.0	0.0
Renewable Energy	1,469	1,218	32.1	30.7
Biomass	79	29	1.7	0.7
Biomass	79	29	1.7	0.7
Waste to Energy (WTE)	0	0	0.0	0.0
Geothermal	112	106	2.5	2.7
Solar	84	52	1.8	1.3
Behind-the-Meter (BTM)	0	0	0.0	0.0
Ground-Mounted	84	52	1.8	1.3
Hydro	1,194	1,031	26.1	26.0
Impounding Hydro	747	619	16.3	15.6
Pumped Hydro	0	0	0.0	0.0
Run-of-River (ROR)	448	412	9.8	10.4
Wind	0	0	0.0	0.0
Onshore Wind	0	0	0.0	0.0
Off-shore Wind (OSW)	0	0	0.0	0.0
TOTAL	4,570	3,967	100.0	100.0
Energy Storage System (ESS)	73	73		
Battery ESS	24	24		
Hybrid ESS	49	49		

TYPE OF CONNECTION	MINDANAO			
	Capacity (MW)		Percent Share (%)	
	Installed	Dependable	Installed	Dependable
Grid Connected	3,763	3,290	82.3	82.9
Embedded	807	677	17.7	17.1
TOTAL	4,570	3,967	100.0	100.0
Energy Storage System (ESS)	73	73		
Battery ESS	24	24		
Hybrid ESS	49	49		

Mindanao - Installed Capacity



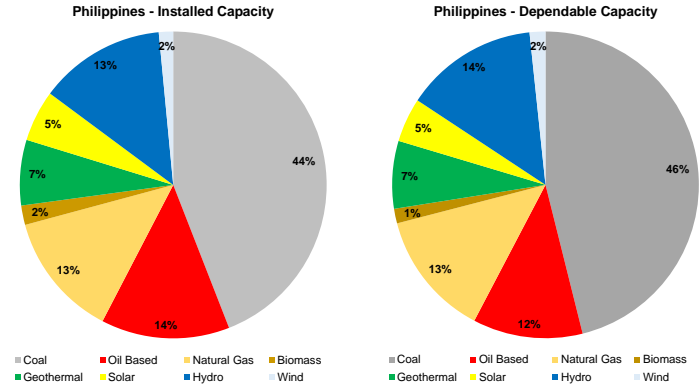
Mindanao - Dependable Capacity





FUEL TYPE	PHILIPPINES			
	Capacity (MW)		Percent Share (%)	
	Installed	Dependable	Installed	Dependable
Coal	12,473	11,394	44.1	46.1
Oil Based	3,834	2,862	13.5	11.6
Diesel	2,418	2,017	8.5	8.2
Oil Thermal	650	305	2.3	1.2
Gas Turbine	767	540	2.7	2.2
Natural Gas	3,732	3,281	13.2	13.3
Renewable Energy	8,262	7,177	29.2	29.0
Biomass	579	380	2.0	1.5
Biomass	571	377	2.0	1.5
Waste to Energy (WTE)	8	3	0.0	0.0
Geothermal	1,952	1,763	6.9	7.1
Solar	1,531	1,151	5.4	4.7
Behind-the-Meter (BTM)	44	35	0.2	0.1
Ground-Mounted	1,487	1,115	5.3	4.5
Hydro	3,773	3,472	13.3	14.0
Impounding Hydro	2,164	1,985	7.6	8.0
Pumped Hydro	736	720	2.6	2.9
Run-of-River (ROR)	872	767	3.1	3.1
Wind	427	412	1.5	1.7
Onshore Wind	427	412	1.5	1.7
Off-shore Wind (OSW)	0	0	0.0	0.0
TOTAL	28,300	24,715	100.0	100.0
Energy Storage System (ESS)	372	372		
Battery ESS	323	323		
Hybrid (Diesel-Battery System)	49	49		

TYPE OF CONNECTION	PHILIPPINES			
	Capacity (MW)		Percent Share (%)	
	Installed	Dependable	Installed	Dependable
Grid Connected	26,466	23,322	93.5	94.4
Embedded	1,834	1,393	6.5	5.6
TOTAL	28,300	24,715	100.0	100.0
Energy Storage System (ESS)	372	372		
Battery ESS	323	323		
Hybrid ESS	49	49		



Note:

Excluding off-grid generators

Released as of 18 October 2023

Installed Capacity - nameplate capacity; full-load continuous gross capacity of a unit under specified conditions, as calculated from the electric generator nameplate based on the rated power factor.

Dependable Capacity - maximum capacity when modified for ambient limitations for a specified period of time, such as a month or a season.

Installed and Dependable Capacity values may be updated as necessary.

GRID	Capacity (MW)		Percent Share (%)	
	Installed	Dependable	Installed	Dependable
LUZON	19,758	17,413	69.8	70.5
VISAYAS	3,972	3,335	14.0	13.5
MINDANAO	4,570	3,967	16.1	16.1
TOTAL	28,300	24,715	100.0	100.0