

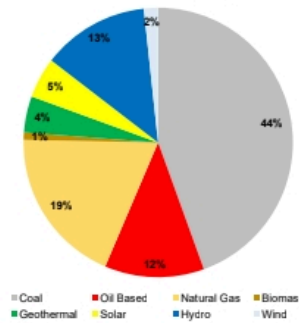


CAPACITY MIX, MW
Installed and Dependable Capacity

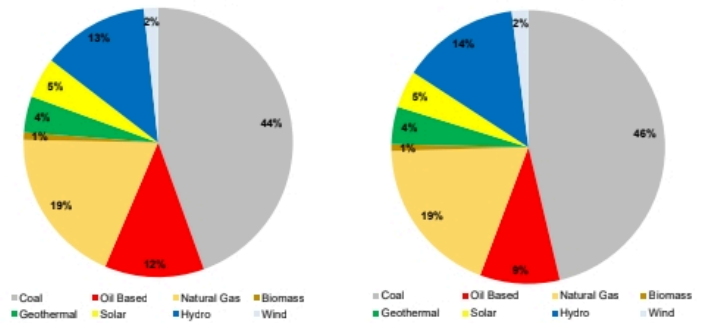
FUEL TYPE	LUZON			
	Capacity (MW)		Percent Share (%)	
	Installed	Dependable	Installed	Dependable
Coal	8,792	8,060	44.5	46.3
Oil Based	2,357	1,639	11.9	9.4
Diesel	940	794	4.8	4.6
Oil Thermal	650	305	3.3	1.8
Gas Turbine	767	540	3.9	3.1
Natural Gas	3,731	3,281	18.9	18.8
Renewable Energy	4,878	4,432	24.7	25.5
Biomass	175	139	0.9	0.8
Biomass	167	136	0.8	0.8
Waste to Energy (WTE)	8	3	0.0	0.0
Geothermal	865	769	4.4	4.4
Solar	960	772	4.9	4.4
Behind-the-Meter (BTM)	44	35	0.2	0.2
Ground-Mounted	916	736	4.6	4.2
Hydro	2,542	2,416	12.9	13.9
Impounding Hydro	1,418	1,366	7.2	7.8
Pumped Hydro	736	720	3.7	4.1
Run-of-River (ROR)	388	330	2.0	1.9
Wind	337	337	1.7	1.9
Onshore Wind	337	337	1.7	1.9
Off-shore Wind (OSW)	0	0	0.0	0.0
TOTAL	19,758	17,413	100.0	100.0
Energy Storage System (ESS)	72	72		
Battery ESS	72	72		
Hybrid ESS	0	0		

TYPE OF CONNECTION	LUZON			
	Capacity (MW)		Percent Share (%)	
	Installed	Dependable	Installed	Dependable
Grid Connected	18,864	16,815	95.5	96.6
Embedded	894	598	4.5	3.4
TOTAL	19,758	17,413	100.0	100.0
Energy Storage System (ESS)	72	72		
Battery ESS	72	72		
Hybrid ESS	0	0		

Luzon - Installed Capacity



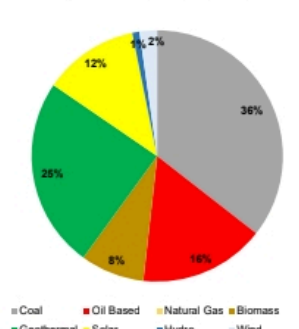
Luzon - Dependable Capacity



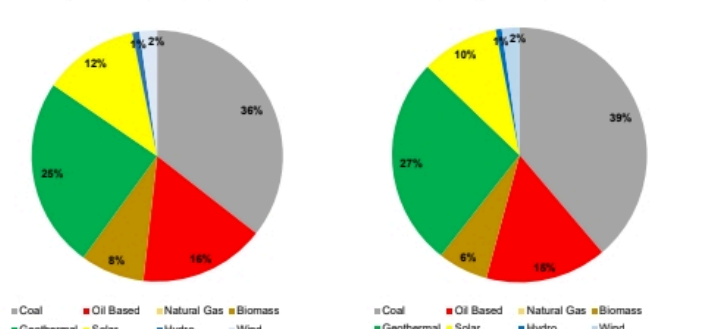
FUEL TYPE	VISAYAS			
	Capacity (MW)		Percent Share (%)	
	Installed	Dependable	Installed	Dependable
Coal	1,412	1,293	35.6	38.8
Oil Based	644	514	16.2	15.4
Diesel	644	514	16.2	15.4
Oil Thermal	0	0	0.0	0.0
Gas Turbine	0	0	0.0	0.0
Natural Gas	1	0	0.0	0.0
Renewable Energy	1,914	1,527	48.2	45.8
Biomass	326	213	8.2	6.4
Biomass	326	213	8.2	6.4
Waste to Energy (WTE)	0	0	0.0	0.0
Geothermal	975	888	24.5	26.6
Solar	487	327	12.3	9.8
Behind-the-Meter (BTM)	0	0	0.0	0.0
Ground-Mounted	487	327	12.3	9.8
Hydro	36	25	0.9	0.8
Impounding Hydro	0	0	0.0	0.0
Pumped Hydro	0	0	0.0	0.0
Run-of-River (ROR)	36	25	0.9	0.8
Wind	90	75	2.3	2.2
Onshore Wind	90	75	2.3	2.2
Off-shore Wind (OSW)	0	0	0.0	0.0
TOTAL	3,972	3,335	100.0	100.0
Energy Storage System (ESS)	35	35		
Battery ESS	35	35		
Hybrid ESS	0	0		

TYPE OF CONNECTION	VISAYAS			
	Capacity (MW)		Percent Share (%)	
	Installed	Dependable	Installed	Dependable
Grid Connected	3,839	3,216	96.6	96.4
Embedded	133	119	3.4	3.6
TOTAL	3,972	3,335	100.0	100.0
Energy Storage System (ESS)	35	35		
Battery ESS	35	35		
Hybrid ESS	0	0		

Visayas - Installed Capacity



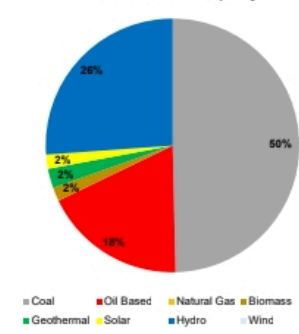
Visayas - Dependable Capacity



FUEL TYPE	MINDANAO			
	Capacity (MW)		Percent Share (%)	
	Installed	Dependable	Installed	Dependable
Coal	2,268	2,041	49.6	51.5
Oil Based	833	707	18.2	17.8
Diesel	833	707	18.2	17.8
Oil Thermal	0	0	0.0	0.0
Gas Turbine	0	0	0.0	0.0
Natural Gas	0	0	0.0	0.0
Renewable Energy	1,469	1,218	32.1	30.7
Biomass	79	29	1.7	0.7
Biomass	79	29	1.7	0.7
Waste to Energy (WTE)	0	0	0.0	0.0
Geothermal	112	106	2.5	2.7
Solar	84	52	1.8	1.3
Behind-the-Meter (BTM)	0	0	0.0	0.0
Ground-Mounted	84	52	1.8	1.3
Hydro	1,194	1,031	26.1	26.0
Impounding Hydro	747	619	16.3	15.6
Pumped Hydro	0	0	0.0	0.0
Run-of-River (ROR)	448	412	9.8	10.4
Wind	0	0	0.0	0.0
Onshore Wind	0	0	0.0	0.0
Off-shore Wind (OSW)	0	0	0.0	0.0
TOTAL	4,570	3,965	100.0	100.0
Energy Storage System (ESS)	49	49		
Battery ESS	0	0		
Hybrid ESS	49	49		

TYPE OF CONNECTION	MINDANAO			
	Capacity (MW)		Percent Share (%)	
	Installed	Dependable	Installed	Dependable
Grid Connected	3,763	3,289	82.3	82.9
Embedded	807	677	17.7	17.1
TOTAL	4,570	3,965	100.0	100.0
Energy Storage System (ESS)	49	49		
Battery ESS	0	0		
Hybrid ESS	49	49		

Mindanao - Installed Capacity



Mindanao - Dependable Capacity

