

COOKING TIPS FOR LPG CONSERVATION

- Light your burners only after all the ingredients are within your reach and you are ready for cooking. Put out an idle flame at once.
- Use a pressure cooker, as it saves fuel and time. Use separators in the pressure cooker to cook different items at the same time.
- Always reduce the flame, once boiling starts.
- Sizeable saving in fuel is possible if you soak cereals in water before cooking.
- Hide the flame with a broad bottom vessel. Do not use vessels which are narrow as they allow the flame to creep up on the sides,
- Plan your meal, so that all members of the family eat together. This will reduce frequent reheating of food before serving. If eating together is not possible, store cooked, hot food in insulated containers to serve it hot later.
- Allow frozen food to room temperature before cooking. Cooking food to be kept out of the refrigerator for some time before putting in on the stove. Very cold food consume larger amount of fuel.
- Maximize use of small burner. A cooking gas stove has a big burner and a small burner. The small burner consumes 6% to 10% less gas than the big burner.



DEPARTMENT OF ENERGY

Consumer Welfare and Promotion Office
Ground Floor, Annex Building
Energy Center, Fort Bonifacio, Taguig City
Hotline: (02) 840-2267
Trunkline: (02) 479-2900 loc. 329
www.doe.gov.ph

You may also text in your suggestions,
comments, queries and complaints.

Just type DOE<space><message> and send to
2920

*for Globe and Smart subscribers ONLY






June 2009

LPG

CONSUMER AND SAFETY TIPS



SAFETY TIPS IN KEEPING AND HANDLING LPG

1. Store the LPG-filled cylinder in a well-ventilated and readily accessible area. 
2. Avoid tilting LPG cylinders. Keep it in an upright position at all times.
3. Do not throw or roll the cylinder when moving it. 
4. Do not use tools to operate cylinder valves. 
5. Frequently check rubber tubing for loose connections, damage and leaks. Ask your registered gas contractor to change it if you notice any defects.
6. Do not use a naked light when looking for leaks. Use Liquid detergent. (Soapy water) 
7. Do not subject a cylinder to heat because pressure inside the cylinder could build up to a point beyond the designed safety unit. 
8. When buying LPG, check if the security seal is intact and firmly affixed to the valve.
9. Do not leave gas appliances turned on without constant supervision.

PRODUCT CHARACTERISTICS

- LPG is a mixture of 60% butane and 40% propane
- LPG is in liquid form inside the cylinder and transforms to gas when released. It is liquefied so that it can be stored economically and transported easily.
- LPG in its vapor form is about as twice as heavy as air. In its liquid state, it is about half as light as water. In case of gas leaks, the tendency of the gas flow is to float toward a lower level..
- LPG is odorized so it can be detected by smell. An odorizing agent called "ethyl mercaptan" is added to the gas for easy detection of leaks.
- LPG is non-toxic and non-poisonous. However, because it is heavier than air in vapor form, it pushes out the air inside a room causing a shortage of oxygen in the area, which can suffocate any person.



GAS LEAKS

If you smell or suspect a gas leak, you must take the following actions immediately if safe to do so,

- a. Extinguished all naked flames.
- b. Do not use the telephone or operate any electrical switches.
- c. Open all windows and doors wide to disperse the gas.
- d. Do not touch the gas appliances in case you accidentally operate the ignition

switch. Instead, turn-off the gas supply at the pressure regulator switch. Disconnect the regulator from the cylinder if possible.

- e. If the gas leak is serious, or if you are unsure for any reason, leave the premises at once and notify your neighbors to evacuate, but do not press any doorbells. Leave the building by the stairs, notify the Fire Department and call the gas supply company's emergency number.
- f. Do not re-connect the gas cylinder until all necessary steps have been taken to prevent gas from escaping again.
- g. Your gas installation, including gas cylinder and appliances shall not be used again until it has been checked for safety by your gas supply company.



SAFE EXCHANGE OF LPG CYLINDERS

- a. Extinguish all nearby flames, and do not smoke.
- b. Switch off gas appliances.
- c. Switch off and disconnect the pressure regulator. Then replace the used LPG cylinder.
- d. Carefully and firmly re-connect the pressure regulator, and check that there is no smell/sound of gas leaking from the cylinder connection.
- e. Switch on the pressure regulator, and check your gas appliances for proper operation.