




1

Department of Energy
VISAYAS PRICE MONITORING - LPG

DATE OF MONITORING: May 6, 2019

AREA	BRAND	CAP	DEALER		DIFF	RETAIL OUTLET		DIFF	REMARKS	
		Kg.	OLD	NEW		OLD	NEW			
CEBU CITY	GASUL	11	812	823	11	825-840	837-851			
		50	3596-3674	3661						
	SOLANE	11	820	834	14	820-826	834-840			
		50	3814	3813	-1					
	PRYCEGAS	11	825	839	14					
		50		3388						
	PHOENIX	11	818	830	12					
		50	3617	3607	-10					
	FIESTAGAS	11	812	823	11					
		50	3533	3586	53					
	MANDAUE CITY	GASUL	11				824-838	835-852		
			50				3733	3723.50		
SOLANE		11				820-825	834-839			
		50								
DUMAGUETE CITY	GASUL	11	845	845	0	845	845	0		
		50	3015	3015	0					
	SOLANE	11	845	845	0	870-908	880-919			
		50	4110	4110	0					
	PRYCEGAS	11								
		50								
PHOENIX	11	845	845	0						
	50	3215	3215	0						
TAGBILARAN CITY	GASUL	11	854	852	-2	900	900	0		
		50	3526	3516	-10					
	SOLANE	11	888	888	0	935	935	0		
		50	4153	4183	30					
	PRYCEGAS	11	884	884	0	915	930	15		
		50	3846	3846	0					
	PHOENIX	11				915	930	15		
		50								
FIESTA GAS	11	814	808	-6	835	850	15			
	50	3509	3572	63						
ILOILO CITY	GASUL	11	829	827	-2	829	827			
		50	3724	3714	-10	3732	3722	-10		
	SOLANE	11	830.50	830.50	0	865	865	0		
		50	3905.51	3905.50	0					
	PHOENIX	11	815	815	0					
		50	3573	3563	-10					
SIQUIJOR	GASUL	11				1000	1000	0		
		50				4700	4700	0		

Monitored/Encoded by:  **Elisa E. Ocampo** /  **Tito M. Saracin**
SRS II / Senior SRS

Noted by:  **Octavio U. Belarmino**
OIC, EIMD

2

Department of Energy
VISAYAS PRICE MONITORING - LPG

DATE OF MONITORING: May 6, 2019

AREA	BRAND	CAP	DEALER		DIFF	RETAIL OUTLET		DIFF	REMARKS
		Kg.	OLD	NEW		OLD	NEW		
SAN JOSE CITY (ANTIQUUE)	GASUL	11				872	884	12	
		50							
	PRYCE	11							
		50							
GUIMARAS	GASUL								
ROXAS CITY	GASUL	11	868	866	-2	854-872	868-872		
		50	3876	3866	-10				
	SOLANE	11	860	860	0	864	864	0	
		50	4169	4169	0				
	PRYCEGAS	11	847	847	0	847			
		50							
	PHOENIX	11	855	853	-2				
		50	3813	3762	-51				
BACOLOD CITY	GASUL	11	790	788	-2	817	825-830		
		50	3561.65	355.65	-3206				
	SOLANE	11	776	776	0	820-828	820-842		
		50	4063	4063	0				
	PRYCE	11							
		50							
TACLOBAN CITY	GASUL	11	850	848	-2	850	850	0	
		50	3775	3765	-10				
	SOLANE	11	825	825	0	860	860	0	
		50	3820	3820	0				
	PRYCEGAS	11	821	821	0				
		50	3635	3635	0				
ORMOC CITY	GASUL	11	851	831	-20				
		50	3698	3698	0				
	PRYCE	11	854	854	0				
		50	3847	3847	0				
CALBAYOG CITY	GASUL	11				846	844	-2	
		50							
	SOLANE	11							
		50							
	PRYCE	11							
		50							
AUTO LPG	VivaCity Auto LPG-	P/liter		35.00					
AUTO LPG	1st AUTOGAS	P/liter							
AUTO LPG	JW AutoGas Mandaue	P/liter							
AUTO LPG	1st AUTOGAS	P/liter	39.27	39.27	0.00				
	1st AUTOGAS	P/liter	39.27	39.27	0.00				
AUTO LPG	PRYCE AUTO LPG	P/liter	39.27	39.27	0.00				
AUTO LPG	PRYCE AUTO LPG	P/liter							

Monitored/Encoded by: *Elisa E. Ocampo* / *Tito M. Saracin*

SRS II

/ Senior SRS

Noted by: *Octavio U. Belarmino*

OIC, EIMD